

# INANNA

POWER, PASSION, AND THE DIVINE FEMININE



DAVID THOMPSON  
A SUMERIAN MAGIK BOOK



Also by David Thompson

**Grecian Magick**

[The Magick of Fortuna](#)

[The Magick of the Sirens and Magick of the Muses](#)

[Hermes and the Akashic Records](#)

**High Magick**

[Daemons and the Law of Attraction](#)

[The Magick of Astaroth](#)

[Lilith Goddess of Darkness and Light](#)

[Daemons of Fortune](#)

[Goddesses of High Magik](#)

[Magik of Lucifer](#)

[The Diviners Handbook](#)

[The Magik of Freya and Frigg](#)

[Magik of Satan](#)

[Magik of Sorath](#)

[Goddesses of Vengeance](#)

[The Magik of Genius Spirits](#)

[Power of Pathworking](#)

[Asmodeus, King of Daemons](#)

[Protection Magik](#)

**Sumerian Magik**

Magik of Inanna (Coming Soon)

Watch for more at David Thompson's site.

# **Table of Contents**

[Also By David Thompson](#)

[Magik of Inanna \(Sumerian Magik, #1\)](#)

[Introduction](#)

[Chapter 1](#)

[Chapter 2](#)

[Chapter 3](#)

[Chapter 4](#)

[Chapter 5](#)

[Chapter 6](#)

[Chapter 7](#)

[Chapter 8](#)

[Chapter 9](#)

[Chapter 10](#)

[Chapter 11](#)

[Chapter 12](#)

[Chapter 13](#)

[Appendix](#)

[About The Author](#)

[Sign up for David Thompson's Mailing List](#)

[Also By David Thompson](#)

[About the Author](#)

**Magik of  
Inanna  
David Thompson**



**\* TRANS MUNDANE \***  
**PUBLISHING**  
— OCCULT KNOWLEDGE —

Copyright © 2024 David Thompson

All rights reserved.

ISBN-13: 978-1-961765-43-6 (EPub/Kindle)

No part of this book may be reproduced, or stored in a retrieval system, or transmitted in any form or by any means, electronic, mechanical, photocopying, recording, or otherwise, without express written permission of the publisher.

Cover design by: David Thompson

[Introduction](#)

[My Magik System and Inanna](#)

[Chapter 1](#)

[Inanna in Myth](#)

[My Contacts with Inanna](#)

[Inanna's Duality](#)

[Chapter 2](#)

[Queen of Heaven and Earth](#)

[Descent into The Underworld](#)

[Her Myths](#)

[Chapter 3](#)

[Preparation for Rituals to Inanna](#)

[Chapter 4](#)

[Goddess of Love and Sexuality](#)

[Ritual to Attract General Love](#)

[Ritual to Attract a Specific Person](#)

[Ritual to Attract Sexual Partners](#)

[Chapter 5](#)

[Goddess of Fertility](#)

[Ritual To Conceive a Child](#)

[Ritual for Safe Childbirth](#)

[Chapter 6](#)

[Warrior Goddess](#)

[Ritual To Keep Yourself Safe](#)

[Ritual To Protect Family and Children](#)

[Ritual To Protect Others](#)

[Ritual To Exact Vengeance When Wronged](#)

[Chapter 7](#)

[Queen of Heaven](#)

[Ritual For Divine Guidance from Higher Realms](#)

[Ritual To Align Yourself with Cosmic Energies](#)

[Ritual To Enhance Leadership and Decision-Making Skills](#)

[Chapter 8](#)

[Goddess of Transformation](#)

[Ritual For Personal Transformation and Growth](#)

[Pathworking Ritual to Inanna for Shadow Work for Confronting Personal Demons](#)

[Chapter 9](#)

[Goddess of the Underworld](#)

[Ritual To Release Emotional or Spiritual Burdens](#)

[Ritual To Let Go of the Past and Invite Rebirth](#)

[Ritual For Spiritual Transformation and Overcoming Hardships](#)

[Chapter 10](#)

[Goddess of Wealth and Prosperity](#)

[Ritual For Business Success and Growth](#)

[Ritual To Manifest Financial Abundance](#)

[Ritual To Attract Wealth and Prosperity into Your Life](#)

[Chapter 11](#)

[Protector of Women](#)

[Ritual To Advocate for Justice and Equality in Feminist Causes](#)

[Ritual For Reclaiming Personal Power and Confidence](#)

[Chapter 12](#)

[Goddess of Justice](#)

[Ritual For Justice in Legal Disputes](#)

[Ritual To Restore Fairness in Personal or Professional Conflicts](#)

[Ritual For Balance and Truth to Prevail in Any Situation](#)

[Chapter 13](#)

[Pathworking Inanna](#)

[Basic Pathworking Template to Inanna](#)

[Offerings and Pathworking](#)

[Appendix](#)

[Links:](#)

[Master Supply List for Rituals to Inanna](#)

[Casting The Circle](#)

[Sigils](#)

[About The Author](#)

To Lilith & Fortuna

People who used magic without knowing what they were doing usually came to a sticky end. All over the entire room, sometimes.

~Terry Pratchett

### **A Legal Disclaimer:**

By Law, I am obliged to let you know that this is for entertainment purposes only, and does not claim to prevent or cure any diseases. The advice in this book should not be construed as financial, medical, or psychological advice. Please seek such advice from a professional.

By purchasing this book, and working the rituals, you understand that results are not guaranteed. In light of this and in the unlikely event that the material in this book does not work for you or, in the very unlikely event, this book causes physical harm to you or a loved one, you agree that you will not hold David Thompson, our affiliates and employees liable for any damages you may experience or incur.

Each individual's success depends on his or her background, dedication, desire, and motivation.

All material is copyright Copyright © 2024 David Thompson, All Rights Reserved.

### **A Warning:**

This is very powerful material. When worked properly, you may see unexpected results. These rituals and petitions are like electricity, the energy will flow in the direction of the intended output. In saying this, please be firm in your intentions and make absolutely sure what you want is truly what you desire.

As they say, be careful what you wish for, you just might get it.

## **Hello!**

For you, this might be the first book on magik, or the first book on MY magik you are reading. I strive to make this as accessible as possible for people new to Magik.

Many readers may not know this, but I do not tend to “blow my own horn,” so I don’t market my services like I should. On the advice of multiple people, I’m including this brief “horn blowing” in all new books.

I have a modest website: <https://davepsychic.com>

Everyone sometimes has trouble making their magik work. To that, I offer ritual services, I also do readings and attunements, and I’m considering some protection, removal services. Most dark/black entities are connected to larger black systems, and it can take a bit to cast them away.

I also offer one-on-one workings, which is an educational program. I can teach you based upon your level, and I expect you to actually take part in the exercises.

Check it out. I also have a contact page, but it might take me a few days to answer due to the volume of emails I get daily.

## Introduction

Hello and welcome to what is my 27th book of magik, and 31st book overall. This isn't counting the multiple titles out on pre-release right now.

Don't worry if this is the first book of mine you are reading. Although my High Magik 101 book covers the basics, and with this book, I do not make the assumption you're an experienced practitioner of the occult arts. Thus, after the bits about this goddess and history and mythology, I move on to practical magik rituals to help you achieve your desires. This is how this book is organized. History and mythologies, then aspects and rituals. You can skip the first bits and jump to the rituals. Well, make sure to read the chapter on preparing for Inanna. It's short.

This book is about an amazing goddess: Inanna.

What makes her special?

Oh, man. To begin with, she's one of the original goddesses on record. From her, other goddesses evolved. I go into more detail on the chapters many readers tend to skip: History and Myths. Oh well.

When I invoke Inanna, her energy is unmistakable. It's not just a presence—it's a sensation that fills the room, wraps around you, and settles into the very air you breathe. She enters like a soft wind, smooth and warm, but with an undeniable strength behind it. The first thing I always notice is how the incense shifts. What was once a lazy, gentle waft becomes something almost alive, swirling in patterns, forming shapes that seem to dance on their own. It's as if the smoke is responding to her arrival, moving in ways that it simply didn't before she was there.

The flames on the candles respond too. One will flicker wildly, as if caught in a sudden breeze, while the others remain steady, almost as if they are in reverence of her presence. That single flame, wiggling and darting, is always a sign that Inanna is with me. It's as if she's playing with the fire, using it as a signal to announce herself, but with a mothering gentleness,

letting me know that while she's powerful, she's here in peace. That's one of the most beautiful things about her energy—it's never chaotic or threatening, even when the flames dance. There's a calm in the room, an inviting warmth that fills the space.

When Inanna manifests, it's rapid, almost immediate, and there's no mistaking the shift. She doesn't linger in the shadows or take her time making her presence known. I've seen this not only in my personal work but in rituals I've done for clients as well. The results often come faster than I could have expected. One moment we're setting intentions, and the next, things begin to move. Barriers dissolve, opportunities appear, and sometimes, a long-standing issue will resolve itself in a matter of days. It's never forced or rushed—just smooth, like everything is aligning as it should.

Inanna's energy is undeniably nurturing. There's a mothering quality that makes you feel held, supported, and protected. It's a feeling of being seen, of being understood at the deepest level. She doesn't push or demand; she simply is. When I work with her, I often feel as though I'm being cradled by the universe itself, as though everything is going to be okay because she's there, guiding the process with the calm wisdom of a mother who's seen it all before.

That nurturing energy is what I think draws so many people to her. Whether it's helping a client break through a difficult situation or assisting in manifesting something deeply personal, Inanna works quickly and with precision, but always with care. She knows what we need before we do and moves things in our favor, often with such subtlety that it feels like magic happening just beneath the surface of reality.

Invoking her is like inviting a powerful but loving presence into your life—one that moves with both force and grace, balancing the flicker of a single flame while the rest remain steady, guiding the smoke into patterns that carry her message. Every time, I feel grateful for the way she shows up, not just for me, but for everyone who seeks her.

## **My Magik System and Inanna**

When it comes to my personal approach to magik, I've always believed that it's about more than just summoning powers or achieving a goal. It's about forming relationships—with energies, with spirits, and most importantly, with yourself. Magik is an exchange, a dialog between the practitioner and the forces they work with. It's deeply personal and, at the same time, something universal. And when you're working with Inanna, you're stepping into a relationship with a goddess who embodies balance, power, and transformation. But that relationship isn't just about calling on her when you need something—it's about understanding her nature and aligning your own energy with hers.

In my magik, Inanna is one of the goddesses I'll regularly invoke. She's not a distant, abstract force to me—she's an active, dynamic presence. I've found that her duality as a goddess of love and war, creation and destruction, is something I can harness in different ways depending on the situation. Whether I'm looking to manifest abundance, navigate a difficult relationship, or protect myself from harm, Inanna's energies are there to guide and empower.

One of the things I always emphasize in my practice is the importance of intention. Magik isn't just about lighting a candle or saying the right words. It's about the energy you put into those actions. When working with Inanna, your intention must be clear because she responds to focused, honest energy. If you approach her with mixed emotions or half-hearted desires, she'll know. Inanna doesn't work well with uncertainty—she's decisive and expects the same from those who invoke her. So, when I prepare a ritual with her, I take time to sit with my intention, to really feel it in my body before I even begin.

One of my favorite ways to work with Inanna is through ritual that combines both her aspects of love and war. There's a certain magic in blending these seemingly opposing forces. For example, when I'm facing a situation that requires both courage and compassion—like navigating a difficult personal relationship—I'll invoke Inanna's warrior strength to help me set boundaries, while also calling on her deep understanding of love to guide my heart in dealing with the situation. This kind of dual approach

ensures that I'm protected, but not closed off; strong, but still open to healing.

I also use Inanna's energy in more practical magik, particularly in rituals focused on fertility and abundance. And I don't just mean physical fertility—I'm talking about the fertility of ideas, of creativity, of opportunities. Inanna's connection to the cycles of life and nature makes her perfect for this kind of work. When I'm looking to cultivate something new in my life—whether it's a project, a business venture, or even just a new phase of personal growth—I'll create a ritual space that honors her aspects of creation. This can involve offerings like honey or flowers, symbols of abundance that resonate with her energy. The key is to align your own creative energy with Inanna's ability to nurture life and bring new things into being.

Magik with Inanna is never static. It's always evolving, just as she herself evolves through her stories and her roles. She teaches us that there's strength in embracing both love and conflict, in knowing when to fight and when to nurture. And in working with her, we find that we, too, can grow into more balanced, empowered versions of ourselves. That's what makes Inanna's magik so transformative—it's not about controlling forces outside of us, but about aligning ourselves with the divine forces of creation and balance. It's a practice that shapes not only the world around us but also the person we become in the process.

# Chapter 1

## Inanna in Myth

Inanna is far more than just a goddess. In ancient Sumer, her name echoed from farmers hoping for fertile lands, lovers longing for connection, and warriors preparing for battle. Yet, her essence transcended human desires. Inanna held a unique role in the Sumerian pantheon, touching all spheres of influence, refusing to be confined to one domain.

At the crossroads of heaven and earth, love and war, fertility and destruction, her power permeated creation itself. The Sumerians revered her as the Queen of Heaven, as steadfast as Venus rising. While other gods and goddesses often fit neatly into categories, Inanna defied these limitations. She was both the lover and the fighter, the nurturer and the destroyer, embodying the dynamic balance of opposing forces. Life is a dance between creation and destruction, and Inanna represents that delicate balance.

Her story begins in the ancient city of Uruk, where she was honored with grand temples and offerings. Uruk was more than a city; it was a thriving center of culture, trade, and spiritual life, where Inanna's influence permeated every level of society. The people of Uruk built towering ziggurats where it was said Inanna's power touched the heavens. Yet Inanna was never satisfied with merely ruling the sky; she sought to expand her dominion. Her mythology is filled with tales of her relentless ambition, her hunger for power, her unyielding love.

One story stands out: her descent into the underworld. Unwilling to remain a goddess of only the heavens, Inanna ventured into her sister Ereshkigal's dark world. She sought to conquer death as she had conquered life, to understand its mysteries. This descent is layered with meaning, showing us just how multi-faceted she is. We'll explore this myth in detail later, but suffice it to say, Inanna's journey into the underworld speaks to her strength and complexity.

Inanna's presence in Sumerian life extended beyond religious rituals; she was woven into the fabric of daily existence. Farmers invoked her for fertility, hoping she would bless their crops and ensure abundance. Lovers looked to her not only for romance but for the deep, primal forces of attraction. And warriors, too, called upon her strength, for she was both a creator and a destroyer. Her influence was pervasive and inextricable from the Sumerians' understanding of the world.

One myth that captures Inanna's centrality in Sumerian culture is her marriage to Dumuzi, the god of shepherds. This union represents the cycles of nature and fertility, the balance between heaven and earth that sustains the cosmos. It's a story not just of love but of cosmic harmony, embodying the Sumerian worldview that life is an interplay of opposing forces with Inanna at its core.

Inanna's influence also stretched into politics. The king, seen as her earthly representative, derived power through his connection to her. Rituals, such as the sacred marriage rite, bound the king's rule to Inanna's divine authority, ensuring that her favor strengthened his reign. This connection between goddess and king was central to maintaining the spiritual and political stability of ancient Sumer.

Her multifaceted nature—love, war, fertility, cosmic power—sets her apart, transcending any single attribute. Inanna embodies life itself, in all its contradictions and complexities. This rich, layered identity is what makes her so compelling in modern magik. She isn't limited to one role; she is an entire spectrum of experience and existence.

## **My Contacts with Inanna**

In my own mediumship practice, I often connect with spirits, be they recently passed souls or deities. I made contact with Inanna for this book, seeking insight into her origins. In one recent session, she revealed images, sounds, and even scents that conveyed her ancient beginnings. She carries memories of a lush Middle East, of an existence that may have originated as an Anunnaki goddess, perhaps even based on a real person. Yet, it was the

devotion of the Sumerian people that transformed her, giving her life as an egregore, a collective entity of shared belief and energy.

An egregore forms when a group channels thoughts, emotions, and actions into a shared focus. This energy grows, feeding on the intentions of those who contribute to it, until it takes on a presence and power of its own. An egregore can act as a guide or protective force, shaped by and resonating with the intentions of its creators. In Inanna's case, the devotion of her followers breathed life into her essence, transforming her into a living spirit accessible to all who call upon her.

Any contact with Inanna often brings vivid images of ancient worlds. In one such vision, she showed me a side of her origins that predates her association with temples or grand rituals. I saw her as a drifting spirit in the desert sands, long before she had a name or identity. The desert stretched endlessly, with golden waves of sand under a blazing sun, and her presence was not tied to any city or civilization but was instead a part of the land itself.

In this primal form, she moved with the wind, an unnamed force that nomadic tribes sensed in the warmth of the sun, the fertility of their herds, and the rare rains that brought life to the barren earth. She wasn't yet a goddess but a formless spirit felt by those who wandered the desert, who left small tokens at makeshift shrines, instinctively acknowledging her presence.

It was only when civilization began to take shape that Inanna's influence crystallized. In my vision, I saw Sumerian priests, robed and solemn, gathering in shadowed chambers to call her forth. They weren't simply invoking a goddess—they were helping shape her. Each chant, each offering, gave her form and power, molding her into a force that grew with every invocation. She was no longer a desert spirit but a goddess emerging as an egregore, sustained by the devotion of her followers.

Inanna's journey from formless spirit to revered goddess shows the power of human belief. The Sumerians gave her life through their need for a protector, a guide, a force that balanced the harshness of existence with love and creation. This transformation allowed her to grow stronger with each

generation, each new worshiper. The people may have built temples in her honor, but her essence still carries that primal energy of the desert winds and shifting sands.

## **Inanna's Duality**

Inanna's dual role as both the goddess of love and war makes her unique. She defies the stereotypical roles often assigned to these forces. Love in Inanna's hands is not gentle; it's fierce and consuming. War, too, is not about destruction for its own sake but about achieving cosmic balance. Her capacity to rule over love and war demonstrates her understanding of life's full spectrum. She is both lover and fighter, a reminder that life's complexities demand both passion and conflict.

The myth of Inanna's marriage to Dumuzi, the shepherd god, illustrates this complexity. Their union symbolizes fertility and abundance, a cosmic event that sustains the balance between creation and destruction. Inanna's role here is not only as a lover but as a cosmic force that maintains harmony. Yet, her descent into the underworld disrupts this balance, leaving Dumuzi vulnerable to death, showing that love, like war, demands sacrifice. Inanna's love is intense and consuming, and like war, it comes with a cost.

Her connection to fertility is also nuanced. For Inanna, fertility goes beyond childbirth; it encompasses creativity, the growth of crops, and the nurturing of relationships. Inanna was invoked to ensure abundance and prosperity, but fertility, like love or victory, was something that had to be earned. Creation often requires the destruction of what came before, and Inanna teaches that life's cycles demand both beginnings and endings.

As a warrior goddess, Inanna's approach to conflict is balanced by strategy and purpose. She doesn't wage war recklessly; her battles are fought to restore balance. In the myth of The Huluppu Tree, we see her warrior side as she calls upon Gilgamesh to reclaim her tree from creatures that have taken over. This story isn't merely about combat; it's about reclaiming what's hers, a lesson in how struggle can restore order.

Inanna's duality—her ability to embody both love and war—reminds us that balance is not about choosing one over the other but embracing both. She shows that love can be fierce and war can be compassionate, and that life's forces are not at odds but in harmony. When we invoke Inanna, we call upon this balance, asking her guidance in love and war, in creation and destruction.

Her role in maintaining cosmic balance makes her a powerful figure. She spans not only earthly concerns but the heavens and the underworld, influencing every aspect of existence. From the smallest seed to the stars above, she holds the universe in balance, and in connecting with her, we access that same profound harmony.

Inanna's function as a cosmic balancer adds an extraordinary dimension to her presence. She isn't simply a goddess of specific earthly concerns, like fertility or warfare; she embodies a universal force that touches every level of existence, extending her reach from the soil beneath our feet to the celestial spheres above. Her power flows through the earth, the heavens, and even the shadowed realms below, bridging these dimensions with an ease and authority that few other deities possess.

To connect with Inanna in modern magik is to tap into this vast and interconnected energy. When we approach her, we're not only reaching out to a goddess of love or war, but also a cosmic force that operates across boundaries, honoring the dualities inherent in life. In ritual, calling upon Inanna allows practitioners to align themselves with her principles of balance, pulling in her energy to help us navigate our own challenges with wisdom, power, and equilibrium.

Invoking Inanna can offer both clarity and strength. For those seeking to bring more love into their lives, she serves as a powerful guide to not only attract romantic energy but to encourage self-love, creative energy, and connection. And in matters requiring courage and resolve, Inanna's warlike aspect reminds us that there is strength in both defending what we hold dear and in letting go of what no longer serves us.

The beauty of working with Inanna lies in her inclusivity; she invites us to embrace every part of ourselves, to recognize that the lover and the warrior,

the creator and the destroyer, all exist within us. Each invocation, each ritual is a call to engage with these aspects, learning from her as we balance our inner worlds and take her cosmic lessons into our lives.

Inanna's legacy endures because she reflects the complexities and depths of human experience, serving as a timeless reminder that the divine is not just above or within but woven through every moment, every choice, every act of love and courage. By connecting with her, we tap into an ancient and unyielding power, one that holds both the universe and our own hearts in perfect harmony.

## **Chapter 2**

### **Queen of Heaven and Earth**

Although I have already touched on her myths, I figured to add even more, because that's how I do things. I may be repeating myself here and there, but I feel it's important to fully understand the goddess, and we can understand her by examining more of her mythologies.

In the fertile valleys between the Tigris and Euphrates rivers, where civilization first bloomed like a desert flower after rain, there arose a goddess whose power would echo through millennia. Inanna, Queen of Heaven and Earth, embodied the raw forces that shaped human existence - love and war, fertility and destruction, justice and power. Her worship began in the ancient city of Uruk, where the Eanna temple rose toward the sky like a mountain of fired brick and glazed tile, its courts echoing with the songs of priestesses and the whispered prayers of kings.

The Sumerians knew her as a force of nature incarnate. They carved her image into lapis lazuli and clay, depicting a beautiful woman crowned with horns, standing proudly atop snarling lions. The eight-pointed star blazed above her head, marking her connection to the planet Venus, both morning and evening star, reflecting her dual nature as bringer of light and harbinger of darkness.

Born to the moon god Nanna and his consort Ningal, Inanna's divine lineage placed her among the highest ranks of the Mesopotamian pantheon. Yet it was not mere birthright that secured her position - she was a goddess who seized power through cunning and courage, as demonstrated in the tale of how she obtained the sacred me, the divine decrees that governed all aspects of civilization. Through wit and charm, she convinced Enki, the god of wisdom, to grant her these powers while in his cups, sailing away with her precious cargo before he could reclaim them.

### **Descent into The Underworld**

Perhaps no story better illustrates Inanna's complex nature than her descent into the underworld. Abandoning heaven and earth, she resolved to visit her sister Ereshkigal, dark queen of the great below. At each of the seven gates leading to her sister's realm, Inanna was stripped of her royal garments and divine powers - her crown, her jewelry, her royal robe - until she arrived naked and powerless before Ereshkigal's throne. There, the judges of the underworld fixed upon her their deadly gaze, and Inanna was turned into a corpse, hung like a piece of rotting meat on a hook.

Yet even death could not contain her. Through the intervention of Enki, who created two beings from the dirt beneath his fingernails, Inanna was restored to life. Her resurrection came with a price - someone must take her place in the underworld. When she discovered her husband Dumuzi celebrating rather than mourning her death, her choice was made. The shepherd king would spend half the year in the dark realm, while his sister Geshtinanna would take his place for the remaining months, creating the cycle of seasons.

The sacred marriage rite, enacted yearly between Inanna and the mortal king of Uruk, represented the divine union of heaven and earth. This holy ceremony, performed in the goddess's temple, ensured fertility for the land and legitimacy for the ruler. Priestesses served as her earthly representatives, their songs of love and desire preserved on clay tablets that still survive today. These hymns reveal an astonishing openness about sexuality and its sacred dimension:

*“When I sit in the alehouse, I am a woman, and I am an exuberant young man. When I approach my holy throne, I am Inanna, the woman all-powerful, all-knowing...”*

As civilization evolved, Inanna's influence spread beyond Sumer. The Akkadians knew her as Ishtar, the Phoenicians as Astarte. Her power to unite opposites - love and war, fertility and death, order and chaos - spoke to fundamental truths about existence itself. In her temples, sacred prostitutes served as embodiments of divine love, while warriors sought her blessing before battle.

The archaeological record reveals the depth of her worship - thousands of votive statues, cylinder seals bearing her image, temples rebuilt again and again over centuries. Her symbols appear on boundary stones and royal insignia, demonstrating how even kings ruled only through her divine sanction.

Though her temples now lie in ruins, covered by the dust of ages, Inanna's influence persists. Her myths speak to eternal themes - the tension between love and power, the cycle of death and rebirth, the sacred dimension of sexuality, the price of ambition. Modern readers find in her a symbol of feminine power that transcends traditional categories, a goddess who encompasses the full spectrum of human experience.

Like Venus, her celestial manifestation, Inanna continues to shine in our cultural imagination. She reminds us that divinity, like humanity, contains multitudes - that power and vulnerability, love and violence, creation and destruction are not opposites but complementary forces woven into the fabric of existence itself. In her stories, we glimpse something of our own complexity, our own capacity for transformation, our own journey through light and darkness toward understanding.

## **Her Myths**

So let us turn now to examine more closely the myths that surround this remarkable deity, whose influence shaped the spiritual landscape of humanity's earliest civilizations, and whose power still echoes in the human heart today.

Among the most compelling tales of Inanna's power is the story of the Huluppu tree, which begins in the world's first days. When the skies had parted from the earth, and creation was still young, Inanna found a willow tree struggling in the Euphrates' swift waters. With tender care, she rescued the tree and planted it in her holy garden in Uruk, hoping one day to carve from its wood her sacred throne and bed.

But the tree's growth brought unexpected residents. In its roots, a serpent "who knows no charm" made its nest. In its branches, the Anzu bird settled

with its young. And in its trunk, the dread demon Lilith built her home. Inanna wept at her tree's fate, for neither her strength nor her divine powers could dislodge these unwanted inhabitants. It was then that she turned to Gilgamesh, the mighty king of Uruk, who struck down the serpent, drove away the Anzu bird, and forced Lilith to flee into the wilderness. From the tree's holy wood, artisans crafted Inanna's throne and bed, symbols of her authority over both political power and sexuality.

The complexity of Inanna's nature reveals itself in her relationship with Dumuzi, the shepherd king. Their courtship poems are among the most beautiful and explicit love songs preserved from the ancient world. Consider these lines from a tablet found in the ruins of Nippur:

*"My beloved met me,*

*Took his pleasure of me, rejoiced with me.*

*The lord Dumuzi met me,*

*Took his pleasure of me, rejoiced with me.*

*He spoke sweet words to me,*

*His sweet words were my joy,*

*His alluring ways were my delight!"*

Yet this same goddess who sang of love's pleasures would later condemn her beloved to death. When Dumuzi failed to properly mourn her death during her underworld journey, she fixed upon him the "eye of death." The demons of the underworld pursued him relentlessly, even as his sister Geshtinanna tried to hide him. This tale speaks to the inevitable connection between love and loss, pleasure and pain, life and death.

Inanna's martial aspects were equally formidable. In one famous hymn, she declares:

*"In battle I am the charging flood,*

*That none can withstand.*

*On the battlefield I am the one*

*Who makes the earth shake.*

*Heaven is mine,*

*Earth is mine—*

*I am warrior!”*

Her battle gear included the me of war, divine powers that made her invincible in combat. She rode a lion-drawn chariot into battle, wielding weapons that could shake the foundations of the earth. Kings sought her blessing before military campaigns, and victories were celebrated in her temples.

The organization of Inanna's temples reveals much about ancient Mesopotamian society. The high priestess, often a royal princess, served as the goddess's earthly representative. The famous En-hedu-anna, daughter of Sargon of Akkad, wrote some of the most powerful hymns to Inanna that survive today. Temple complexes included quarters for various grades of priestesses, storage areas for offerings, and the gipar - the sacred chamber where the divine marriage was consummated.

The ritual calendar centered around key moments in Inanna's myths. The sacred marriage ceremony took place at the new year, ensuring fertility for the coming seasons. The death of Dumuzi was mourned in summer's heat, while his return was celebrated as vegetation returned to the land. These cycles bound together natural phenomena, human society, and divine will in an intricate dance of meaning.

Archaeological evidence continues to deepen our understanding of Inanna's cult. Excavations at Uruk have revealed layer upon layer of temple rebuilding, each more grand than the last. Votive statues show worshippers in attitudes of devotion, while cylinder seals depict scenes from her myths.

Clay tablets preserve not only her hymns and myths but also administrative records detailing the vast wealth and influence of her temples.

As we investigate deeper into Inanna's world, we find a deity who transcends simple categorization. She is love and war, order and chaos, mercy and vengeance. The ancient Sumerians, through their stories, investigated essential inquiries about authority, gender, sexuality, fairness, and the link between the divine and the human experience. These questions continue to resonate today, making Inanna's myths not merely historical artifacts but living sources of insight into the human condition.

The intricate web of relationships between Inanna and other deities in the Mesopotamian pantheon reveals much about the theological sophistication of ancient religious thought. As daughter of the moon god Nanna and sister to the sun god Utu, Inanna embodied the liminal spaces between night and day. This celestial lineage connected her to both time and fate, as the movements of heavenly bodies were seen as divine writing in the sky, spelling out humanity's destiny.

Her tempestuous relationship with her sister Ereshkigal, Queen of the Underworld, speaks to ancient understanding of the necessary balance between life and death, light and darkness. While Inanna ruled the heavens and earth, Ereshkigal maintained power over "the great below." Their confrontation in the underworld represents more than mere sibling rivalry - it embodies the eternal tension between these forces. The sisters are often depicted as mirror images: where Inanna is adorned with life's finery, Ereshkigal is stripped bare; where Inanna brings fertility, Ereshkigal ensures death's necessity in the cycle of existence.

Archaeological evidence from Uruk provides stunning insights into the physical manifestation of Inanna's power. The White Temple, built atop a massive ziggurat, rose like a mountain from the plain, visible for miles around. Its brilliant white-washed walls, adorned with cone mosaics, created patterns that caught the sun's light. Inside, the holy of holies contained her sacred marriage bed, crafted of gold and lapis lazuli. Recent excavations have uncovered thousands of votive offerings: delicate gold jewelry, carved stone vessels, and clay figurines representing worshippers frozen in eternal prayer.

The organization of Inanna's priesthood was remarkably complex. Beyond the famous sacred prostitutes (who served a far more nuanced religious function than this term implies), there were several ranks of priestesses:

The En-priestess, usually of royal blood, served as Inanna's primary earthly representative. The Nugig, who performed crucial purification rituals. The Lukur, who maintained the daily offering rituals. The Naditu, who often came from wealthy families and could conduct business transactions.

These women were not merely religious functionaries - they were educated, powerful members of society who could own property, conduct business, and influence politics. The temple archives reveal their involvement in everything from grain distribution to international diplomacy.

The ritual calendar centered around key moments in Inanna's myths suggests a sophisticated understanding of how divine drama could structure human society. Consider the sequence of major festivals:

Akitu (New Year): Sacred marriage ceremony  
Mid-Spring: Celebration of Inanna's courtship with Dumuzi  
Summer Solstice: Mourning of Dumuzi's death  
Autumn Equinox: Joy at his partial return

Each festival involved elaborate ceremonies, with priestesses performing sacred dances, musicians playing the lyre and drum, and the whole community participating in ritual dramas that reenacted the goddess's myths. These were not mere entertainment - they were seen as crucial for maintaining cosmic order.

One fascinating aspect of Inanna's worship was its incorporation of gender fluidity. Texts speak of priests who transformed their gender in her service, and ritual laments describe her power to "turn men into women and women into men." This acknowledgment of gender complexity in a deity from over 4,000 years ago challenges our assumptions about ancient attitudes toward gender and sexuality.

The spread of Inanna's influence across the ancient Near East demonstrates her appeal across cultural boundaries. As Ishtar, she was worshipped from the Mediterranean to the Iranian plateau. Her symbols appear on seals from

the Indus Valley, suggesting trade connections may have carried her influence even further. Each culture adapted her myths to local conditions while maintaining the core elements of her character.

The continuation of certain aspects of her worship, often in disguised form, can be traced through later religious traditions. The sacred marriage ritual finds echoes in Canaanite religion and possibly in the Song of Songs. Her descent to the underworld parallels later myths of dying and rising deities. Her association with Venus influenced astrological traditions that persist to this day.

Modern scholarship continues to uncover new aspects of Inanna's complexity. Recent analysis of cuneiform tablets has revealed previously unknown hymns and ritual texts. Archaeological discoveries provide new evidence for the extent and nature of her worship. Feminist scholars have found in her a powerful model of female divinity that transcends patriarchal restrictions.

## Chapter 3

### Preparation for Rituals to Inanna

Okay - chances are you've skipped ahead to this chapter. Without knowing your level of experience, I'll cover the basics for rituals found in this book. At the back, in the Appendix, I have a section which gives (almost) all the items you'll need to work the following rituals.

When preparing to conduct a ritual to Inanna, it's fundamental to create a space that reflects her power, presence, and the specific aspect of the goddess you wish to invoke. Your altar to Inanna serves as the focal point of your ritual, and whether you choose to make it simple or intricate, it should carry the energy of her influence.

At its most basic, an altar dedicated to Inanna can be a small surface adorned with a few key items: a symbol of Inanna, candles in her colors, and an offering. However, as you work with her more deeply, you might feel drawn to create a more elaborate altar. A more intricate setup could involve multiple items that reflect the specific aspect of Inanna you're working with—whether that's love, fertility, war, or justice. You could have figurines or imagery that embody her duality and power, such as representations of the lion, the planet Venus, or objects tied to both love and battle.

#### **Symbol/Sigil**

The central feature of any altar is a symbol or sigil to the spirits we're going to invoke. Throughout the ages, Inanna has been associated with several sacred symbols, including the eight-pointed star and the rosette. For your rituals, you may choose to incorporate these symbols or others inspired by her myths, which can be drawn or engraved onto a stone, a piece of paper, or even etched into a candle. In addition to the general symbol for Inanna, each aspect of the goddess can have its own unique sigil, which can further strengthen the intention of your ritual. You might design these special sigils based on the specific aspect of Inanna you're invoking—whether it's her

role as the goddess of love, fertility, or protection. I have a short course on making a sigil; the link is in the Appendix, at the back of this book.

I have some sigils for this book. A main sigil to Inanna, then special sigils for each aspect of her magik.

## **Colors**

Inanna is associated with gold, white, and red, each symbolizing different aspects of her divine nature. Gold signifies the Queen of Heaven's celestial power, connecting her to the sun, divinity, and cosmic balance. White symbolizes purity, divine wisdom, and her celestial role, while red represents her passionate and fiery nature, embodying love, war, and raw power. To align with the theme of your ritual, you should include these colors in your candles, altar cloths, or any ritual objects. Each ritual has specific colors, so refer to that ritual.

## **Incense**

We should use incense with any ritual, as it represents the element, Air. In ancient times, frankincense and myrrh were burned in Inanna's honor, filling temple spaces with rich, evocative scents that carried prayers and intentions to the gods. These ancient incenses are still ideal for rituals today, and their use in honoring Inanna ties you directly to the traditions of her earliest worshipers. However, more modern, easily sourced incenses can also be used effectively in your rituals. Scents such as rose, jasmine, and sandalwood resonate deeply with Inanna's aspects of love, beauty, and sensuality, while cedarwood and cinnamon reflect her more fiery, warrior-like traits. High-quality stick incense can be used in place of resins. One of my favorite source for incense is in the Appendix. For the research into this book, I'd burn the resins, but I'd also burn sticks. My absolute favorite is a frankincense labeled as "Pure Frankincense Incense" at my favorite online shop. My second favorite stick is labeled "All Natural Nepal Flora", which also have both frankincense and myrrh. Burning both together results in a nice atmosphere.

## **Petition**

In preparing for a ritual to Inanna, the petition serves as a crucial element, acting as your direct request or intention. It's essentially your way of clearly communicating to Inanna what you wish to manifest. A petition helps to focus your thoughts, clarify your desires, and set the tone for the ritual. The act of writing it down turns a simple intention into a tangible, magikal act, giving it form and grounding your energy into the physical world.

When it comes to the material used to write your petition, the choice is flexible. You can write it on plain paper, which is perfectly fine for most rituals, as long as the intention is clear and focused. Special magik paper, often made from natural fibers, can be used if you want to add an extra layer of symbolism or intent, but it is by no means necessary. The simpler option—plain white paper—works just as effectively, as the true power comes from your intention, not the paper itself.

The phrasing of your petition is equally important. Your request should be written in clear, concise terms, and the tone should always be respectful. When phrasing your petition, avoid vague language—be specific about what you want. However, keep it brief and to the point. A long, overly complicated petition can dilute the strength of your intention. For example, if you're seeking love, your petition might say something like, "I ask to attract love into my life, a love that is pure, joyful, and aligned with my heart."

Once you've written the petition, one powerful technique is to shift the verb tenses into the past tense, as if your request has already been fulfilled. This helps set the energy in motion, making it feel as though the result is not something in the distant future but something that is actively happening. For example, the petition might now read, "I have attracted love into my life, a love that is pure, joyful, and aligned with my heart." This reinforces the manifestation process and signals to the universe that the work is already in motion.

After writing the petition, you can take it a step further by crafting a sigil from your words. A sigil is a symbolic representation of your intention, and it's created by taking the words of your petition and simplifying them into a unique symbol. The process involves writing out the petition, removing any repeating letters, and then creatively combining the remaining letters into a

sigil. This symbol becomes a concentrated form of your intention, charged with the energy of the petition itself.

By shifting your petition to the past tense, your sigil is imbued with the sense that your desire has already come to pass, reinforcing the magik of the ritual. The sigil can then be drawn on the paper, carved into a candle, or used in any other way that feels right for your ritual. It serves as a powerful focal point for your energy and intention, amplifying the effectiveness of the ritual and aligning your will with Inanna's power.

This simple yet powerful act of writing a petition and crafting a sigil allows your intention to be grounded and clear, making the ritual more focused and effective. Whether written on plain paper or magik paper, it is the energy behind your words and the clarity of your desire that matters most.

I have a complete tutorial on making a magik sigil on my High Magik Academy website, link in the appendix.

## **Offerings**

You know how you (or a relative) would do someone else a favor, and then later the person who received the favor will sometimes bring over a plate of cookies, or even a pie, as a token of gratitude? You should also do this in magik: Give an offering as a token of gratitude to the deity/spirit who helped you in manifesting your desire.

Historically, offerings to her were elaborate and included items like precious metals, stones, and elaborate feasts. In modern times, it's important to keep your offerings relevant and accessible. Honey is one of the simplest and most potent offerings you can give to Inanna, symbolizing sweetness, fertility, and abundance. Flowers—especially roses, which symbolize love and passion—are also ideal offerings. Fresh bread or fruit, such as figs or pomegranates, evoke the nourishing and life-giving aspect of the goddess. Wine, particularly red, can represent her connection to both pleasure and blood, offering an apt symbol for her dual nature.

For those working with her in a warrior aspect, offerings like red chili peppers or sharp objects like small daggers can be powerful. These items

are symbolic of her strength and fierceness.

And yes, when you do the pathworkings, also do a physical offering as well. More about this in the pathworking chapter.

All of these elements—your altar, her symbols, colors, incense, the petition, and offerings—create an environment charged with Inanna’s energy, setting the stage for powerful and transformative rituals. Remember that when you are preparing your space for her, every detail matters, and intention is everything. Whether you are building a simple altar or an elaborate one, what counts is the energy and intent you bring into it.

## Chapter 4

### Goddess of Love and Sexuality

Over my long career in magik, it is almost without exception that the goddesses I've met have excelled in the domain of Love and Sex. Inanna is no different.

As the Goddess of Love and Sexuality, she projects one of her most powerful aspects. Throughout ancient times, she has been invoked to stir the hearts of lovers, kindle the fires of passion, and enhance the natural magnetism of those who seek her blessings. Her ability to ignite attraction, foster romantic relationships, and unleash sexual energy is a testament to her enduring influence across time. Love, in all its forms, falls under her domain—whether it's the gentle unfolding of affection between partners or the electric charge of “thrown against the motel wall” sexual desire. Inanna embodies the full spectrum of love, from tender romance to fiery passion, and her presence has been invoked by those seeking connection for millennia.

We can look at Sumerian mythology and see Inanna's role as the goddess of love goes beyond the idea of simple affection. Her love was seen as a driving force of life itself—a source of vitality, joy, and creation. Those who invoked her sought not only romantic fulfillment but a deeper connection to the forces that bind us together as human beings. Her passion is not limited to emotional love; it is sensual, primal, and filled with the vitality of the cosmos. Whether in ancient temple rituals or in the private prayers of individuals seeking love and intimacy, Inanna's presence was understood to heighten sexual energy, deepen personal allure, and draw lovers together with an almost magnetic pull.

Through history, rituals dedicated to Inanna for the purposes of love and attraction were varied and widespread. Ancient temple priestesses, known as *entu*, performed rites to invoke Inanna's blessings for those who sought romantic connection or fertility. These rituals often involved offerings of honey and wine, alongside fragrant incense that filled the temple chambers

with scents of sensuality. It was believed that through these rites, Inanna's energy would flow directly into the lives of the supplicant, opening pathways for love and passion to enter. In modern practice, we can draw from these ancient roots while adapting the rituals for our contemporary world.

When invoking this aspect, it's important to understand that her power lies in both attracting and magnifying the qualities of passion and charm. Whether your goal is to deepen a current relationship or to draw a new lover into your life, Inanna's energy can enhance the qualities of personal magnetism, sexual energy, and confidence. Rituals dedicated to her for this purpose focus on channeling her power to increase the individual's aura of attraction, making them irresistible to potential partners.

To use Inanna's love aspect for a love spell or to deepen romantic bonds, create a space that aligns with her sensual, passionate nature. Begin by lighting red candles, which correspond to passion, sexual energy, and the life force that Inanna represents. Red is the most effective color to draw her energy when working with love, as it reflects the heat and vibrancy of romantic and sexual attraction. For incense, rose and jasmine are traditional choices, invoking sensuality and the allure of love. The fragrance of rose is intimately tied to Inanna's powers of attraction and has long been associated with divine love, while jasmine's scent enhances the feelings of desire and allure.

I've used all types of incense in rituals to Inanna, and I experimented with actual rose petals, and I much prefer the prepared Inanna blends found online. Failing that, go with incense cones or sticks of rose, and jasmine. An excellent source is listed in the "Links" section.

Offerings should be simple but thoughtful. Honey, with its sweet, golden essence, is a perfect offering for rituals of love. It symbolizes the sweetness of romantic connection and the richness of life's pleasures. Additionally, wine—especially red wine—represents both the sensual pleasure of love and the deep, intoxicating nature of passion. Fresh flowers, particularly roses, can also be used as offerings, invoking the beauty and fragility of love. Once these elements are in place, you are ready to invoke Inanna and focus on your intention.

Inanna's role as the goddess of love is also deeply tied to personal confidence and charm. In antiquity, it was believed that those blessed by Inanna exuded an aura that naturally drew others toward them. This magnetic allure was not only about physical beauty but about an inner radiance that shone through, attracting both lovers and admirers. When calling upon Inanna's energy to enhance your own charisma and confidence, visualize yourself glowing with her divine light, radiating warmth, beauty, and irresistible charm. The goal is not to change who you are, but to amplify your natural allure with the power of Inanna's presence.

Historically, I see examples of this connection to personal magnetism in figures such as the priestesses of her temples, who were believed to carry Inanna's charm and sensuality wherever they went. In today's world, we can invoke her in social settings where confidence and allure are needed—whether it's attracting a partner, command attention in a room, or simply feel more confident in one's skin. Inanna's energy elevates the self, making every movement, every word resonate with allure.

We'll begin with a general ritual to attract love, meaning a ritual to ask Inanna to guide you towards a suitable life partner (if that's your goal). As with the other rituals, make sure to focus on your emotions and what type of person you wish to attract.

For those seeking to attract a specific person, the rituals around this aspect of Inanna's power should focus heavily on personal connection and visualization. In these rituals, it is important to be clear about your intentions, keeping the process respectful and aligned with the free will of the person in question. Visualize the bond between you growing stronger, with Inanna's energy weaving around the two of you, drawing you closer together through passion and mutual connection.

To attract sexual partners or enhance sexual magnetism, focus on her role as the embodiment of sensuality. Inanna's sexual energy is primal, intense, and all-encompassing. When invoking her in this way, the ritual should be built around amplifying desire—both within yourself and others. Red candles and spicy incense, such as cinnamon or sandalwood, are particularly potent here, representing the heat of sexual energy. As you call upon Inanna, visualize her energy moving through you, making you irresistible, and

heightening your sexual presence in the eyes of others. As with all rituals, respect and intention are key; the energy you put out must align with your true desires and what you hope to attract.

## **Ritual to Attract General Love**

This ritual will call upon Inanna's power to bring love into your life. You will work with her aspect as the goddess of attraction, romance, and personal magnetism. Offerings will be made to honor her energy and request her assistance in opening pathways for love to enter your life.

### **Items Needed:**

- **Candles:**

- Red (for passion and love)
- Pink (for emotional affection and gentle love)
- Gold (optional, to represent Inanna's celestial connection)

- **Ritual Candle: Red or pink, dedicated to love**

- **Symbol for Inanna: An eight-pointed star or any personal sigil representing her love aspect (refer to the appendix for a special sigil for this ritual)**

- **Incense: Rose or jasmine, to invoke Inanna's sensual and loving energy**

- **Your Petition: A written statement of your intention, clearly expressing your desire for love to enter your life**

- **Offering Bowl: For offerings to Inanna**

- **Offerings:**

- Honey (symbolizing sweetness in relationships)

- Fresh flowers, particularly roses (representing beauty and attraction)
- Red wine (a symbol of passion and vitality)

## **Ritual Steps:**

### **1. Light the Incense**

Begin by lighting the rose or jasmine incense. As the scent fills the room, focus on the energy of love and attraction. Feel Inanna's presence beginning to gather in the space, drawn by the scent and your intention.

### **2. Light the Candles (Except for the Ritual Candle)**

Light the red and pink candles that you've placed around your altar. The red candle represents passion and attraction, while the pink represents gentle affection and emotional connection. Visualize these flames igniting the energy of love around you, warming and opening your heart.

### **3. Lights Off**

Turn off any artificial lights, allowing the space to be illuminated only by the candle flames and the soft glow of the incense. This brings focus and intention into the ritual, as the sacred space becomes a place for Inanna's energy to flow.

### **4. Cast the Circle**

Take a moment to ground yourself and visualize a protective circle of energy forming around you and your altar. This circle serves as a sacred space, where your intention and Inanna's power can flow without interference. Visualize the circle glowing with the warm, loving light of the goddess.

### **5. Work Banishing if Needed**

If you feel any lingering negative energy or emotional blockages that might prevent love from entering your life, take a moment to banish them.

Visualize these blockages as dark clouds, which are pushed out of your circle by the light of the candles and the incense. Feel the space becoming clear and open, ready to receive love.

## **6. Meditate on the Outcome—Strong Visualization**

Sit quietly for a few moments and visualize the outcome of the ritual. Imagine love entering your life in all its forms—romantic, emotional, and spiritual. Feel your heart opening to receive love and visualize yourself surrounded by warmth, affection, and connection. This is a time to focus on how you want love to manifest in your life, without focusing on any one specific person.

## **7. Summon Spirit**

With the candles lit and the space prepared, hold the symbol or sigil of Inanna in your hand (or place it on the altar). Focus on her love aspect and speak the invocation aloud:

### **Invocation**

*Great Inanna, Goddess of Love and Passion,*

*I call upon your power.*

*Open the pathways of love in my life.*

*Bring to me those who will love and honor me,*

*Let love flow toward me in all its forms.*

*Shine your light upon me,*

*Drawing connection, attraction, and beauty.*

*With gratitude, I offer myself to your energy.*

*Bless me, Inanna,*

*And let love enter my heart.*

*So mote it be.*

## **8. Read Your Petition**

Take the written petition you've prepared and read it aloud. This petition should clearly state your intention to attract love into your life. You might say something like:

*“I, [your name], ask for love to enter my life in its purest and most beautiful form. I am ready to give and receive love, and I ask for those who align with my heart and soul to come to me. Let the path to love be open, and may I find joy, passion, and connection through Inanna’s blessings.”*

Fold the petition and place it on the altar beneath the symbol of Inanna.

## **9. Visualize the Outcome Again**

After reading your petition, take another moment to visualize the outcome you desire. See yourself enveloped in love, feeling the warmth of connection with those who are drawn to you. Hold the image of love flowing toward you, filling your life with joy and passion.

## **10. Light Ritual Candle**

Hold the ritual candle, and say:

*“Inanna, please bless this candle to bring out my desire(s)”*

Light the candle now.

## **11. Give Offering**

Place your offerings—honey, fresh flowers, and wine—into the offering bowl. As you do this, speak aloud:

*“Inanna, Goddess of Love, I give these offerings in gratitude for the love you will bring into my life. May your blessings flow through me and open the doors to love, attraction, and connection.”*

Place the offering bowl on the altar next to the symbol of Inanna.

## **12. Thank the Spirit and Close Ritual**

Once you have made your offering, thank Inanna for her presence and power:

*“Great Inanna, I thank you for hearing my call. I am grateful for your presence and the love you will bring into my life. May your blessings remain with me, and may your light guide my heart. So mote it be.”*

Let the ritual candle and incense to burn down naturally.

## **13. After 24 Hours**

The next day, take the offering bowl with the honey, flowers, and wine, and place it in nature—at the base of a tree or in a garden. This is a gesture of returning the offering to the earth, completing the cycle of energy. Leave the offering for the animals or the elements, allowing the energy of the ritual to continue flowing into the universe.

## **Ritual to Attract a Specific Person**

This ritual invokes Inanna’s power to draw a specific person toward you, enhancing the mutual attraction and connection between you. The ritual focuses on strengthening the bond and aligning energies, allowing love or romantic interest to grow naturally. As always, respect and ethical intent are essential when performing this type of work.

### **Items Needed:**

- **Candles:**

- Red (for passion and love)

- Pink (for affection and connection)
- White (for pure intention and clarity)
- **Ritual Candle: Red or pink, dedicated to love, placed at the center of your altar.**
- **Symbol for Inanna: An eight-pointed star or any personal sigil representing her love aspect (refer to the appendix for a special sigil for this ritual).**
- **Incense: Jasmine or rose, to invoke the energy of attraction and sensuality.**
- **Personal Item: A picture, piece of jewelry, or an object connected to the person you are focusing on.**
- **Your Petition: A written petition, phrased in clear terms, expressing your desire for mutual attraction and connection with the specific person.**
- **Offering Bowl: For offerings to Inanna.**
- **Offerings:**
  - Honey (symbolizing sweetness in the relationship)
  - Red wine (symbolizing passion and desire)
  - Fresh flowers, particularly roses (representing love and beauty).

## **Ritual Steps:**

### **1. Light the Incense**

Begin by lighting jasmine or rose incense. As the fragrant smoke begins to rise, focus on your intention to attract a specific person. Imagine the smoke

carrying your desires up into the cosmos, connecting with the energy of Inanna.

## **2. Light the Candles (Except for the Ritual Candle)**

Light the red, pink, and white candles around your altar. Red represents the passion and attraction you seek, pink represents emotional connection, and white represents pure intentions and clarity. As you light each candle, visualize these energies surrounding you and the person you wish to attract.

## **3. Lights Off**

Turn off any artificial lights, allowing the candle flames to illuminate the space. This helps create a focused and sacred atmosphere, perfect for connecting with Inanna and aligning your intentions.

## **4. Cast the Circle**

Take a moment to center yourself, grounding your energy and visualizing a circle of protective light forming around you and your altar. This is your sacred space for working with Inanna. Feel the energy in the circle growing stronger, focused on your intention to attract the person.

## **5. Work Banishing if Needed**

If there are any doubts, negative emotions, or blockages you feel are standing in the way of this connection, take a moment to banish them. Imagine any negativity dissolving, leaving a clear path for attraction and connection. Allow the candles and incense to cleanse the space, removing any obstacles to your goal.

## **6. Meditate on the Outcome—Strong Visualization**

Sit quietly for a moment, holding the personal item of the person you wish to attract (a picture, a piece of jewelry, etc.). Visualize this person being drawn to you, feeling an undeniable connection and attraction. Picture moments of shared affection, conversations, and growing intimacy. Don't force a specific outcome—simply focus on the bond growing stronger

between you, with mutual respect and desire. Imagine the energy of attraction flowing naturally between the two of you, guided by Inanna.

## **7. Summon Spirit**

Hold the symbol or sigil of Inanna in your hand, or place it on your altar, and begin your invocation. Call upon Inanna to strengthen the connection between you and this person, guiding them toward you with love and desire. Speak the invocation aloud:

---

### **Invocation**

*Great Inanna, Goddess of Love and Desire,*

*I call to you.*

*Bring [person's name] closer to me,*

*Open their heart to my love,*

*Let attraction and connection grow between us.*

*Guide them toward me with affection and desire.*

*I trust in your power to align our hearts.*

*Thank you, Inanna, for your blessings.*

*So mote it be.*

**8. Read Your Petition.** Take your written petition and read it aloud. Be clear and specific in your request, but keep it brief. An example might be:

*“I, [your name], ask that the connection between myself and [person's name] grow stronger each day. May love and attraction bloom between us, and may we be drawn together in harmony and mutual desire.”*

Fold the petition and place it under the personal item of the person. This is the physical representation of your request, and it will hold the energy of your intention throughout the ritual.

### **9. Visualize the Outcome Again**

After reading the petition, take a few moments to visualize the outcome once more. See the person thinking of you, feeling drawn to you, and seeking you out. Focus on the connection growing stronger, with both affection and desire flowing naturally between you.

### **10. Light Ritual Candle**

Hold the ritual candle, and say:

*“Inanna, please bless this candle to bring out my desire(s)”*

Light the candle now.

### **11. Give Offering**

Place your offerings of honey, red wine, and roses into the offering bowl. As you do this, speak aloud:

*“Inanna, Goddess of Love, I give these offerings in gratitude for the connection you are strengthening. May your blessings flow through me and [person’s name], bringing us together in love and desire.”*

Place the offering bowl on the altar, near the symbol of Inanna.

### **12. Thank the Spirit and Close the Ritual**

Once you’ve given your offering, take a moment to thank Inanna for her presence and guidance:

*“Great Inanna, I thank you for hearing my call and for guiding [person’s name] toward me. May your blessings remain with us, and may our connection grow stronger with each passing day. So mote it be.”*

Let the ritual candle and incense burn down naturally.

### **13. After 24 Hours**

The next day, take the offering bowl with the honey, wine, and flowers and place it in nature, either at the base of a tree or in a garden. This symbolizes returning the energy to the earth and completing the cycle of your request. Leave the offering for the elements and animals, allowing the energy to continue flowing into the universe.

This ritual is designed to enhance the natural connection between you and the specific person you wish to attract. By working with Inanna's energy, you align your desires with her power of love and attraction, allowing the bond to grow in a way that is harmonious and respectful of both parties involved.

If you cannot obtain a personal item belonging to the person you're focusing on in your ritual, don't worry—there are several alternatives that can still effectively channel their energy and help you focus your intention. Here are some simple options:

#### **1. Use a Photograph**

A photograph of the person is a powerful substitute for a personal item. In magik, images hold energy, and having a picture of the person on your altar can help create a strong connection to them during the ritual. You can print a photo or even draw one yourself if you're artistically inclined. The key is to focus on their likeness and visualize their energy being drawn to you through the image.

#### **2. Write Their Name**

Another simple and effective method is to write the person's full name on a piece of paper. In magik, names are symbols of a person's essence, and writing their name clearly in your own hand connects you to their energy. You can write their name multiple times or even draw it in a spiral or other

pattern that represents connection and attraction. Place the paper on your altar as a substitute for a personal item.

### **3. Create a Sigil from Their Name**

If you're familiar with sigil magik, you can create a sigil from the person's name. This custom sigil acts as a concentrated symbol of their essence. To do this, write their full name, remove any repeating letters, and then combine the remaining letters into a unique symbol. This sigil can be placed on your altar or used in the same way you would a personal item during the ritual.

### **4. Use a Candle**

You can also dedicate a candle to the person, choosing one in a color that represents your intention (red for passion, pink for love, etc.). Carve their name into the candle, or draw a symbol that represents them. As the candle burns, it symbolizes the connection and attraction between you growing stronger. The flame represents their energy and your desire for them being drawn to you.

### **5. Visualization**

If you don't have anything physical to represent the person, visualization is a powerful alternative. During the ritual, focus your mind on their image—picture their face, voice, and presence as clearly as possible. Imagine them standing before you or being near you, feeling the connection between you growing stronger. Visualization helps direct the energy of the ritual toward them, even without a physical object.

## **Ritual to Attract Sexual Partners**

In this ritual, you will work with Inanna to enhance your sexual energy and draw potential lovers toward you. This ritual is designed to amplify your personal magnetism and sensual appeal, attracting those who resonate with

your desire. The energy you cultivate will open you to new sexual connections, supported by Inanna's power of attraction.

### **Items Needed:**

- **Candles:**

- Red (for passion and sexual energy)
- Pink (for affection and intimacy)
- White (for purity of intent)

- **Ritual Candle: Red, to symbolize sexual energy, placed at the center of your altar.**

- **Symbol for Inanna: An eight-pointed star or a sigil representing her passion and love aspect.**

- **Incense: Cinnamon or sandalwood, to evoke passion and heighten sexual energy.**

- **Your Petition: A written petition, stating your clear intention to attract sexual partners.**

- **Offering Bowl: For offerings to Inanna.**

- **Offerings:**

- Honey (representing sweetness and attraction)
- Red wine (symbolizing passion and sensuality)
- Fresh flowers, especially roses (for beauty and attraction)

### **Ritual Steps:**

#### **1. Light the Incense**

Light the cinnamon or sandalwood incense. As the scent fills the space, focus on activating your sexual energy and the desire to attract potential partners. Imagine the smoke carrying your intentions up to the cosmos and drawing Inanna's energy toward you.

## **2. Light the Candles (Except for the Ritual Candle)**

Light the red, pink, and white candles on your altar. The red candle represents the passion and sexual energy you seek to manifest, the pink symbolizes affection and intimacy, and the white represents the purity of your intentions. As you light each candle, visualize your sexual magnetism growing stronger, radiating out from you.

## **3. Lights Off**

Turn off any artificial lights, allowing the candles to illuminate your space. Let the flickering light set the tone for the sensual energy you are calling upon.

## **4. Cast the Circle**

Visualize a circle of glowing, sensual energy forming around you, creating a sacred and protected space. This circle will contain and amplify your desire, helping to direct it toward attracting sexual partners. The energy within the circle should feel warm, powerful, and magnetic.

## **5. Work Banishing if Needed**

If you feel any emotional blockages or doubts that may interfere with your ability to attract sexual partners, take a moment to release them. Visualize these obstacles dissolving in the light of the candles and the rising incense, leaving your energy clear and open to new possibilities.

## **6. Meditate on the Outcome—Strong Visualization**

Sit quietly for a few moments and visualize yourself as a magnet of sexual energy. See yourself radiating confidence, allure, and sensuality. Imagine potential lovers being drawn toward you, feeling your irresistible energy.

Focus on the feeling of excitement, attraction, and mutual desire flowing toward you.

## **7. Summon Spirit**

Hold Inanna's symbol or sigil in your hands (or place it on the altar) and begin your invocation:

### **Invocation**

*Great Inanna, Goddess of Love and Desire,*

*I call to you.*

*Fill me with your sensual power,*

*Enhance my magnetism and allure,*

*Draw lovers to me with your divine energy,*

*And let my sexual energy flow freely.*

*Thank you, Inanna, for your blessings.*

*So mote it be.*

## **8. Read Your Petition**

Take your written petition and read it aloud. Be clear and brief in your request. For example, you might say:

***“I, [your name], ask that my sexual energy be heightened and that new partners who align with my desires be drawn to me. May mutual passion and attraction flow toward me, and may I receive this connection with openness and joy.”***

After reading, fold the petition and place it on your altar under the symbol of Inanna.

## **9. Visualize the Outcome Again**

Take a few moments to visualize your sexual energy continuing to grow. See yourself as the embodiment of desire, with potential lovers naturally attracted to your presence. Focus on the feeling of sensual excitement and the pleasure of connection.

## **10. Light Ritual Candle**

Hold the ritual candle, and say:

*“Inanna, please bless this candle to bring out my desire(s)”*

Light the candle now.

## **11. Give Offering**

Place your offerings of honey, red wine, and fresh flowers into the offering bowl. As you make the offering, say:

*“Inanna, Goddess of Passion, I offer these gifts in gratitude for the lovers you will bring into my life. May your energy guide my desires and open new pathways of connection.”*

Place the offering bowl near the symbol of Inanna.

## **12. Thank the Spirit and Close the Ritual**

Once the offering is made, take a moment to thank Inanna for her presence:

*“Great Inanna, I thank you for hearing my call. May your energy remain with me as I move forward, and may your power guide me toward new and exciting connections. So mote it be.”*

Let the ritual candle and incense to burn down naturally.

## **13. After 24 Hours**

The next day, take the offering bowl with the honey, wine, and flowers and place it in nature—under a tree or in a garden. This returns the energy of the ritual to the earth and completes the cycle of your request. Leave the offerings for the elements, trusting that the energy of attraction is still at work.

This ritual will align your sexual energy with Inanna's power of attraction, opening the doors for potential lovers to be drawn to you. By invoking her sensual and passionate nature, you tap into a primal source of magnetism, allowing new and exciting connections to manifest in your life.

# Chapter 5

## Goddess of Fertility

Fertility goddesses are the most numerous goddesses in magik. Just about every single goddess, and this also means Lilith, were fertility goddesses at some point. The iconography for fertility goddesses tends to be wild. All sorts of carvings and statues spanning across time. For the most part, these goddesses still maintain that unique power of granting fertility upon those who invoke them for this purpose.

In this aspect, Inanna embodies a force that extends beyond the world of nonphysical into the creative and metaphorical aspects of life. Her energy touches on creativity, growth, and prosperity in all areas of life. Fertility isn't just about having children; it's about bringing new things into being, whether that's a project, an idea, or something more tangible. Inanna has always been linked to this energy, and her power can be called on whenever something needs nurturing, whether it's in the womb or the world.

When it comes to physical fertility, Inanna's power plays a big role in pregnancy and childbirth. In the ancient world, people would turn to her when they wanted to conceive or ensure a safe birth. She was a protector of women during these crucial times, guiding and supporting the process of bringing new life into the world. In modern rituals, Inanna's presence is still vital for those seeking her help with physical fertility. Lighting candles, offering her gifts, and invoking her name can connect you to that ancient power, aligning your body and spirit with the natural cycles that promote life.

But Inanna's fertility energy doesn't stop there. She's also a goddess of creativity and growth, which means she's the perfect deity to work with when it comes to fostering new ideas, launching projects, or giving birth to something non-physical. Her energy helps move things from the idea stage into reality, guiding you as you develop and nurture your creative vision. I've invoked her to assist me in getting projects from the idea stage to the finished, polished screenplay. You need to be prepared when you invoke her

for this, keep paper handy as ideas will flow to you like water flows to the sea.

So, when you're working on a new project and find yourself stuck or uninspired, Inanna's energy helps remove blocks, clears the path for your creative ideas to flourish, and makes sure your efforts don't fizzle out. In her hands, the seed of an idea can take root and grow into something fully realized. This makes her the perfect goddess to call on when you need that extra push to get a project off the ground or when you're looking for the motivation to see something through to completion.

Inanna's fertility energy also ties closely to prosperity and abundance, especially in terms of wealth and success. Just as her ancient worshipers relied on her to bless their crops, you can work with her to ensure financial growth and stability. Fertility, in this context, means the ability to grow wealth, attract opportunities, and nurture success in business or personal endeavors. Inanna's energy helps ensure that your hard work bears fruit, turning effort into results. If you're looking to bring more abundance into your life—whether that's through a new venture or attracting wealth—her energy can guide you.

Rituals dedicated to financial prosperity often mirror the cycles of nature, like planting a seed and watching it grow. When you invoke Inanna for prosperity, you're tapping into the same life force that encourages crops to flourish, which can be redirected into your projects, business, or personal life. Whether you're asking her to bless a new job, expand a business, or simply help you manage your resources, her influence is essential for keeping that abundance flowing.

Inanna's role in fertility is both physical and metaphorical, making her one of the most versatile goddesses to work with. She helps you create in every sense of the word, from conceiving children to conceiving ideas, and she ensures that what you nurture grows strong. Her influence is something you can actively engage with, using her energy to support and guide you in your creative, physical, or financial goals.

So, when you're tapping into her energy for fertility, focus on the power she brings to help things grow. Inanna is a force of nature, and her energy, when

directed, can bring life to anything you put your mind to. Working with her isn't about asking for results and waiting; it's about partnering with her energy, nurturing the seeds of your intention, and trusting that with her guidance, what you plant will thrive.

Inanna's fertility energy is key to physical, creative, and financial growth. Whether it's pregnancy, new ideas, or prosperity you're after, her presence helps bring it to life. Her power is steady and supportive, reminding you that with the right attention and focus, anything can flourish under her guidance. Inanna encourages you to step into the flow of creation and trust in the natural cycles of growth, knowing that with her energy at your side, your efforts will bloom.

With these rituals, you can modify any of them to fit your specific needs.

### **Fertility Ritual Preparations**

As always, when working with Inanna, the colors, candles, and incense you use are important tools that help focus your intentions. Inanna's fertility aspect covers physical fertility, creativity, and prosperity, so your ritual setup should reflect the type of growth you're aiming for.

For fertility rituals, green is the go-to color. It symbolizes life, growth, and nature, making it ideal for rituals related to physical fertility or new beginnings. Pink works well when you're focusing on love and nurturing, like in rituals for conception or childbirth. White is also effective, representing purity and fresh starts—use it when you're seeking clarity or a clean slate. For financial fertility, gold is the color of choice, symbolizing wealth and abundance. It pairs well with green for money-related rituals.

When it comes to incense, the scents should enhance your connection to Inanna and the energy you're calling in. Frankincense is a good option for purifying your space and raising the overall vibration. Jasmine is especially effective for fertility rituals, as it promotes creation and growth, whether physical or creative. Rose brings a focus on love and nurturing energy, which can help in rituals for both physical fertility and self-love.

Sandalwood is a grounding incense, helpful for maintaining focus and seeing long-term projects through to completion.

By choosing these elements carefully—green, pink, white, or gold candles and the appropriate incense—you create a ritual space that aligns with your goals. Keep things simple and direct: the colors and scents you use are tools to strengthen your connection to Inanna and the energy you want to draw into your life, whether it's for a child, creative success, or financial growth.

When writing a petition for a fertility ritual, it's important to keep the language clear, direct, and focused on your intention. Whether you're asking for physical fertility, creative growth, or financial abundance, your petition should reflect your specific goal and be written in a positive tone, as if your desire is already in progress.

Start by addressing Inanna, briefly stating your request. For example, if you're seeking physical fertility, you might write: "Great Inanna, I ask for your blessings in bringing new life into the world. May my body be open and ready to conceive." If the focus is on creativity or prosperity, you could say, "Inanna, I seek your guidance in fostering growth and success in my projects. May they flourish with abundance."

Keep the petition simple and to the point. Avoid overly complicated or vague language. Be specific, and state your desire clearly so that the energy can flow toward manifesting your intention. After writing, fold the petition and place it on the altar, allowing Inanna's energy to work through your words.

Remember, it's intent which forms the magik.

## **Ritual To Conceive a Child**

This ritual calls upon Inanna's aspect as the Goddess of Fertility to help with conception. Her energy can open the pathways for physical fertility, aligning your body and spirit with the creative force of life.

You will create a sacred space to call upon her nurturing energy, asking for her blessings in your journey to conceive a child.

### **Items Needed:**

- **Candles:**

- Green (for fertility and growth)
- Pink (for love and nurturing)
- White (for purity and new beginnings)

- **Ritual Candle: Green or pink, placed at the center of your altar.**

- **Symbol for Inanna: An eight-pointed star or a sigil representing her fertility aspect.**

- **Incense: Jasmine or rose to invoke fertility and nurturing energy.**

- **Your Petition: A simple written request for fertility and conception.**

- **Offering Bowl: For offerings to Inanna.**

- **Offerings: Honey (representing sweetness and creation), fresh flowers (especially roses or lilies), and milk (for nurturing and fertility).**

### **Ritual Steps:**

#### **1. Light the Incense**

Begin by lighting the jasmine or rose incense. Let the scent fill your space, focusing your intention on conception and fertility. Imagine Inanna's energy flowing into the room, wrapping you in her nurturing presence.

#### **2. Light the Candles (Except for the Ritual Candle)**

Light the green, pink, and white candles around your altar. Visualize these flames symbolizing fertility, love, and new beginnings. Let their light fill the room, bringing warmth and energy to your ritual.

#### **3. Lights Off**

Turn off any artificial lights, allowing the candles to illuminate the space. This enhances the sacred atmosphere, letting the flames carry your intention into the universe.

#### **4. Cast the Circle**

Visualize a protective circle forming around you and your altar, creating a sacred space. This circle contains your energy, keeping it focused and aligned with your desire to conceive.

#### **5. Work Banishing if Needed**

If you feel any doubts, fears, or emotional blocks that could interfere with your fertility, take a moment to release them. Visualize these obstacles dissolving, leaving a clear path for fertility and conception.

#### **6. Meditate on the Outcome—Strong Visualization**

Sit quietly and visualize your body as a fertile, nurturing space ready to conceive new life. Imagine the process of conception happening, with Inanna's energy flowing through you, opening the pathways for life to begin.

#### **7. Summon Spirit**

Hold Inanna's symbol or sigil in your hands and begin the invocation:

##### **Invocation**

*Great Inanna, Goddess of Fertility and Life,*

*I call to you.*

*Bless my body with your nurturing energy,*

*Open the path for new life to be conceived within me.*

*I trust in your power to bring fertility,*

*And thank you for your blessings.*

*So mote it be.*

## **8. Read Your Petition**

Take your written petition and read it aloud. For example:

***“Inanna, I ask for your blessings in my journey to conceive a child. Open my body to new life, and grant me the strength and fertility needed to welcome a child.”***

After reading, fold the petition and place it under the symbol of Inanna.

## **9. Visualize the Outcome Again**

After reading the petition, focus once more on your body being open and ready for conception. See yourself holding a child, the result of Inanna’s blessings and your intention.

## **10. Light Ritual Candle**

Hold the ritual candle, and say:

***“Inanna, please bless this candle to bring out my desire(s)”***

Light the candle now.

## **11. Give Offering**

Place the honey, fresh flowers, and milk into the offering bowl. As you give the offering, say:

***“Inanna, Goddess of Life, I offer these gifts in gratitude for your blessings. May your energy flow through me and bring the gift of new life.”***

Place the offering bowl next to Inanna’s symbol on the altar.

## **12. Thank the Spirit and Close Ritual**

Thank Inanna for her presence:

*“Great Inanna, I thank you for your blessings. May your fertility flow through me, and may new life be conceived with your guidance. So mote it be.”*

Let the ritual candle and incense to burn down naturally.

## **13. After 24 Hours**

The next day, take the offering and place it in nature—at the base of a tree or in a garden—completing the cycle of the ritual.

## **Ritual for Safe Childbirth**

This ritual invokes Inanna’s nurturing and protective aspect to ensure a safe and smooth childbirth. By creating a sacred space and offering your intention, you align with her energy to protect and support the mother and child during labor.

### **Items Needed:**

- **Candles:**

- Pink (for love and nurturing)
- White (for protection and purity)
- Red (for strength and vitality)

- **Ritual Candle: Pink or white, placed at the center of your altar.**

- **Symbol for Inanna: An eight-pointed star or a sigil representing her protective aspect.**

- **Incense: Rose or sandalwood for protection and love.**

- **Your Petition:** A written request for protection and a smooth birth.
- **Offering Bowl:** For offerings to Inanna.
- **Offerings:** Fresh flowers (roses or lilies for love and protection), milk (nourishment and care), and honey (sweetness and life).

## **Ritual Steps:**

### **1. Light the Incense**

Light the rose or sandalwood incense. Let the scent bring a sense of calm and protection to your space, inviting Inanna's energy to guide the birth process.

### **2. Light the Candles (Except for the Ritual Candle)**

Light the pink, white, and red candles. Pink for love and nurturing, white for purity and protection, and red for the strength needed during childbirth.

### **3. Lights Off**

Turn off artificial lights, allowing the candles to bathe the space in warmth and protection.

### **4. Cast the Circle**

Visualize a circle of protective energy forming around you, the mother, and the child. This sacred space will hold Inanna's energy and ensure that everything flows smoothly during the childbirth process.

### **5. Work Banishing if Needed**

If there are any fears or anxieties about the childbirth process, take a moment to banish them. Visualize them dissolving, leaving only calm and focused energy.

### **6. Meditate on the Outcome—Strong Visualization**

Sit quietly and visualize a safe, smooth, and healthy childbirth. See the mother strong and protected, the child healthy and full of life, with Inanna's energy guiding them both through the process.

## **7. Summon Spirit**

Hold Inanna's symbol or sigil and begin the invocation:

### **Invocation**

*Great Inanna, Goddess of Life and Protection,*

*I call to you.*

*Guide this childbirth with your strength,*

*Protect both mother and child,*

*And ensure a safe and healthy birth.*

*Thank you, Inanna, for your blessings.*

*So mote it be.*

## **8. Read Your Petition**

Read your petition aloud. For example:

*“Inanna, I ask for your protection and strength as I prepare for childbirth. Surround me with your love and guide me through a safe and healthy birth for both myself and my child.”*

Place the petition under Inanna's symbol on the altar.

## **9. Visualize the Outcome Again**

Once again, visualize a calm, safe childbirth. Focus on the protection and strength Inanna brings, ensuring the process goes smoothly.

## **10. Light Ritual Candle**

Hold the ritual candle, and say:

*“Inanna, please bless this candle to bring out my desire(s)”*

Light the candle now.

## **11. Give Offering**

Place your offerings of fresh flowers, honey, and milk in the offering bowl. As you do so, say:

*“Inanna, Goddess of Protection, I offer these gifts in gratitude for your guidance and strength. May your blessings ensure a safe and healthy birth.”*

Place the offering bowl near the symbol of Inanna.

## **12. Thank the Spirit and Close Ritual**

Thank Inanna for her presence and protection:

*“Great Inanna, I thank you for your protection and strength. May your blessings remain with me through the birth. So mote it be.”*

Let the ritual candle and incense burn down naturally.

## **13. After 24 Hours**

Take the offering bowl to a natural space the next day, leaving it at the base of a tree or in a garden, completing the ritual.

## **Ritual For Inspiration and Success in Creative Projects**

This ritual is designed for writers, artists, and other creatives seeking Inanna’s guidance to spark inspiration, bring ideas to fruition, and foster

success in their creative endeavors. By invoking her fertility aspect, you're calling on her energy to nourish and empower your creative process.

Inanna's fertility aspect isn't just about physical growth; it extends to the creative realm, where she nurtures ideas, artistic expressions, and the development of new projects. This ritual will draw her energy to infuse your work with vitality, ensuring that your ideas flow freely and take shape with ease.

### **Items Needed:**

- **Candles:**

- Green candle (for growth, prosperity, and creative energy)
- Yellow candle (for inspiration and mental clarity)

- **Ritual Candle: Green, placed at the center of your altar**

- **Symbol for Inanna: An eight-pointed star or a custom sigil for her fertility aspect**

- **Incense: Sandalwood or rosemary, both of which enhance mental focus and creativity**

- **Your Petition: A brief, written request for Inanna's assistance with your creative project**

- **Offering Bowl: For offering items**

- **Offerings: Small glass of wine, fresh bread or pastries, or any creative food item you associate with abundance and prosperity**

### **Ritual Steps:**

#### **1. Light the Incense**

Begin by lighting the incense and allowing its fragrance to fill your space. Sandalwood or rosemary will enhance mental focus, grounding you and preparing you to receive inspiration.

## **2. Light the Candles (Except for the Ritual Candle)**

Light the green and yellow candles to represent growth, prosperity, and inspiration. The green candle supports the vitality of your project, while the yellow candle enhances mental clarity and creative insight.

## **3. Lights Off**

Turn off any artificial lights, letting the candlelight bring a calm, focused atmosphere to your ritual space.

## **4. Cast the Circle**

Visualize a protective circle forming around you, creating a sacred space that amplifies your intentions. This circle will hold the energy of your creative focus, allowing Inanna's energy to guide and support your work.

## **5. Work Banishing if Needed**

Take a few moments to clear any creative blocks, self-doubt, or frustration. Picture these obstacles dissolving, leaving you open to new inspiration and insight.

## **6. Meditate on the Outcome—Strong Visualization**

Close your eyes and visualize your project coming to life with ease and creativity. See yourself writing, painting, or creating with clarity, feeling inspired and focused. Imagine Inanna standing beside you, her energy filling you with confidence and creative vitality.

## **7. Summon Spirit**

Hold Inanna's symbol or sigil in your hands and speak this simplified invocation:

## **Invocation**

*Inanna, Goddess of Fertility,*

*I call upon your boundless energy.*

*Bring life and inspiration to my work,*

*Let creativity flow freely and fully.*

*Thank you, Inanna, for your guidance.*

*So mote it be.*

## **8. Read Your Petition**

Take your written petition and read it aloud, clearly stating your desire for Inanna's help in your creative work. For example:

***“Inanna, I ask for your guidance and inspiration as I work on [describe your project briefly]. May your energy help me bring this creation to life.”***

Place the petition beneath her symbol on your altar.

## **9. Visualize the Outcome Again**

Close your eyes once more, focusing on a vibrant flow of creativity and the completion of your project with ease and success. Imagine Inanna infusing your ideas with strength, clarity, and originality.

## **10. Give Offering**

Place the wine and bread or pastries in the offering bowl. As you present these offerings, say:

***“Inanna, Goddess of Fertility, I offer this wine and bread in gratitude for your guidance and blessings upon my creative work. May your energy nourish my inspiration and bring success to my project.”***

## **11. Thank the Spirit and Close Ritual**

Thank Inanna for her presence and inspiration:

***“Great Inanna, I thank you for your guidance and blessings upon my creativity. May your energy continue to inspire and uplift my work. So mote it be.”***

Allow the ritual candle and other candles to burn down naturally as you hold your intention for a successful and inspired creative process.

## **12. After 24 Hours**

The next day, take the contents of the offering bowl and leave them in a natural place, like a garden or park, as a final act of gratitude.

By calling on Inanna’s fertility aspect, this ritual draws her energy into your creative process, helping ideas flow freely, overcoming blocks, and ensuring that your work flourishes.

# Chapter 6

## Warrior Goddess

One of the most dynamic and forceful facets of Inanna is her warrior aspect. In her role as the Warrior Goddess, she embodies qualities such as protection, courage, and empowerment. She possesses the energy needed to tackle conflicts head-on, regardless of whether they arise internally or externally. When you reach out to her for assistance, you are associating yourself with that same relentless drive. Inanna's power can provide you with the strength and courage to overcome obstacles and achieve victory in challenging situations when you require protection or success.

In the ancient world, priests called upon Inanna's warrior aspect to ensure success in wars and conflicts. She was often invoked before battle, with rituals meant to harness her fierce, protective energy. Soldiers sought her blessings for victory, while leaders asked for her guidance to lead their people through times of struggle. In Sumerian texts, Inanna was seen as a divine protector who could guarantee triumph. She didn't just fight battles; she ensured her followers had the strength to face whatever came their way. Inanna's warrior energy was seen as a force that could crush enemies, protect kingdoms, and instill fear in adversaries.

In modern practice, calling on Inanna's warrior aspect is just as powerful. You don't need to be facing a literal battle to invoke her strength. You could be dealing with a personal conflict, facing solid opposition, or simply need the courage to stand up for yourself, Inanna's energy can be a guide and a shield. When you invoke her, she'll be there to help you.

Call upon Inanna for protection and strength. Her energy surrounds you like armor, making sure you aren't overwhelmed by fear or doubt. She's especially potent in protection spells. When you feel threatened or vulnerable, Inanna's presence can wrap around you, making you feel untouchable. Her power ensures that you're not only protected but emboldened to take action and claim victory, whether in small conflicts or larger struggles.

The colors you choose for rituals involving Inanna's warrior aspect are key to tapping into her energy. Red is essential—it represents strength, power, and the life force she brings to battle. Red candles should be at the heart of your ritual space, burning brightly to symbolize her warrior fire. Black is also a strong choice when working on protection, as it symbolizes the power to repel negativity and shield against harm. Gold can be added to rituals for victory, as it represents success and divine favor.

For incense, sandalwood and frankincense are both excellent choices. Sandalwood is grounding and protective, giving the ritual a strong foundation, while frankincense raises the vibration of the space, making it easier to connect with Inanna's higher, divine energy. Myrrh can also be used, as it has long been associated with protection and strength in magik. The scent of these incenses will fill your space, creating the right atmosphere for focusing on Inanna's warlike energy.

Oils can enhance the ritual even more. Use oils like dragon's blood or cedar for their protective and empowering qualities. These can be anointed on candles or even on yourself to bring Inanna's energy directly into your physical space. Dragon's blood, in particular, is known for its strong protective energy, making it perfect for any ritual involving Inanna as the warrior goddess.

When writing your petition for protection or strength, keep your words clear and direct. Be specific about what you're asking for, whether it's protection from a particular person or situation or the courage to face a difficult challenge. For example, if you're asking for protection, you might write, "Inanna, I ask for your protection in this situation. Shield me from harm and surround me with your strength." If it's strength or victory you're seeking, then something like, "Inanna, grant me the courage to face this challenge and the power to overcome it" works well. The key is to make your petition focused and intentional, calling upon her warrior energy to help you face the specific struggle at hand.

For extra power, you can turn your petition into a sigil, condensing the energy of your request into a single symbol that can be placed on your altar or carried with you. Just like in battle, having that physical representation of

your intention can act as a reminder of the strength and protection you're calling into your life.

Inanna's warrior aspect is one of her most powerful forms, and working with it is all about channeling her force into your own life. Whether you're standing up against an adversary or simply need protection, she's there, ready to lend her power and strength. Her energy doesn't just protect—it empowers, giving you the courage to face your battles and the determination to win them. By aligning with her, you're not just asking for help—you're calling on the force of a goddess who knows how to fight and how to win.

### **Ritual To Keep Yourself Safe**

In this ritual, you will call upon Inanna's protective energy to create a barrier around yourself, keeping you safe from harm and empowering you to face challenges without fear.

#### **Items Needed:**

- **Candles:**

- Black (for protection and shielding)
- Red (for strength and courage)
- White (for purity and clarity)

- **Ritual Candle: Black, placed at the center of your altar.**

- **Symbol for Inanna: An eight-pointed star or a sigil representing her warrior aspect.**

- **Incense: Frankincense or sandalwood for grounding and protection.**

- **Your Petition: A written request for personal protection.**

- **Offering Bowl: For offerings to Inanna.**

- **Offerings: Salt (for purity and protection), iron nails (for strength), and fresh rosemary (for safety).**

## **Ritual Steps:**

### **1. Light the Incense**

Begin by lighting the incense, allowing the grounding energy of frankincense or sandalwood to fill your space. Focus your mind on your need for protection and strength.

### **2. Light the Candles (Except for the Ritual Candle)**

Light the black, red, and white candles, allowing their flames to symbolize the strength, courage, and clarity you need to remain safe. Let their light form a protective barrier around you.

### **3. Lights Off**

Turn off all artificial lights to focus fully on the ritual, allowing the candlelight to be your guide as you call upon Inanna.

### **4. Cast the Circle**

Visualize a circle of protective energy surrounding you, created by Inanna's power. Feel it forming a barrier that shields you from all harm and negativity.

### **5. Work Banishing if Needed**

If you feel any negative energy or fear, take a moment to banish it. Visualize the fear dissolving as you focus on Inanna's strength surrounding you.

### **6. Meditate on the Outcome—Strong Visualization**

Visualize yourself fully protected, surrounded by an impenetrable shield of light. Imagine Inanna's warrior energy guarding you, ensuring no harm can

reach you.

## **7. Summon Spirit**

Hold Inanna's symbol or sigil in your hand and speak the invocation:

### **Invocation**

*Great Inanna, Warrior Goddess,*

*I call upon your strength.*

*Shield me with your power,*

*Protect me from all harm,*

*And guide me with courage and safety.*

*Thank you, Inanna, for your protection.*

*So mote it be.*

## **8. Read Your Petition**

Read your petition aloud, focusing on your need for protection. For example:

*“Inanna, I ask for your shield of protection. Keep me safe from harm, guard me in all situations, and give me the strength to face any danger.”*

Place the petition beneath the symbol of Inanna on the altar.

## **9. Visualize the Outcome Again**

Visualize your protection growing stronger, with Inanna's energy forming a barrier around you, keeping you safe in every situation.

## **10. Light Ritual Candle**

Hold the ritual candle, and say:

***“Inanna, please bless this candle to bring out my desire(s)”***

Light the candle now.

### **11. Give Offering**

Place your offerings of salt, iron nails, and rosemary into the offering bowl. As you offer them, say:

***“Inanna, Goddess of Protection, I offer these gifts in gratitude for the safety and strength you provide.”***

### **12. Thank the Spirit and Close Ritual**

Thank Inanna for her protection:

***“Great Inanna, I thank you for your shield. May your protective energy stay with me always. So mote it be.”***

Let the candles and incense burn down naturally.

### **13. After 24 Hours**

Take the offering bowl outside and leave the contents in a natural place, like a tree or garden.

## **Ritual To Protect Family and Children**

This ritual focuses on calling upon Inanna’s protective warrior energy to ensure the safety of your loved ones, particularly family and children, by surrounding them with her strength and protection.

### **Items Needed:**

- **Candles:**

- Red (for strength and vitality)
- White (for purity and protection)
- Blue (for calm and peace)
- **Ritual Candle: White, placed at the center of your altar.**
- **Symbol for Inanna: An eight-pointed star or a sigil representing her warrior aspect.**
- **Incense: Rosemary or myrrh for protection and peace.**
- **Your Petition: A written request for family protection.**
- **Offering Bowl: For offerings to Inanna.**
- **Offerings: Fresh flowers (roses or lavender), honey (for sweetness and peace), and a protective charm or talisman.**

### **Ritual Steps:**

#### **1. Light the Incense**

Begin by lighting the rosemary or myrrh incense, focusing on your desire for your family's protection. Feel the space filling with calming, protective energy.

#### **2. Light the Candles (Except for the Ritual Candle)**

Light the red, white, and blue candles, symbolizing strength, protection, and peace for your family. Let their light protect and guide your loved ones.

#### **3. Lights Off**

Turn off artificial lights, allowing the candles to illuminate the space, bringing peace and protection to your family.

#### **4. Cast the Circle**

Visualize a protective circle forming around your family, keeping them safe from all harm. Inanna's warrior energy surrounds them, creating a shield of strength and safety.

### **5. Work Banishing if Needed**

If any fears or worries arise for your family's safety, visualize them dissolving, leaving only calm, protective energy in the space.

### **6. Meditate on the Outcome—Strong Visualization**

Visualize your family and children being surrounded by a powerful, protective light. See Inanna's energy guarding them, ensuring their safety in all situations.

### **7. Summon Spirit**

Hold Inanna's symbol or sigil and speak the invocation:

#### **Invocation**

*Great Inanna, Warrior Goddess,*

*I call upon your strength.*

*Protect my family with your power,*

*Keep them safe from all harm,*

*And surround them with peace and safety.*

*Thank you, Inanna, for your protection.*

*So mote it be.*

### **8. Read Your Petition**

Read your petition aloud, focusing on your family's protection. For example:

***“Inanna, I ask for your protection over my family. Keep them safe from harm, guard their path, and surround them with strength and peace.”***

Place the petition beneath the symbol of Inanna on the altar.

### **9. Visualize the Outcome Again**

Visualize your family being protected by Inanna’s strength, their paths clear of harm, surrounded by her powerful energy.

### **10. Light Ritual Candle**

Hold the ritual candle, and say:

***“Inanna, please bless this candle to bring to me my desire(s)”***

Light the candle now.

### **11. Give Offering**

Place your offerings of fresh flowers, honey, and the protective charm into the offering bowl. As you offer them, say:

***“Inanna, Goddess of Protection, I offer these gifts in gratitude for your protection over my family.”***

### **12. Thank the Spirit and Close Ritual**

Thank Inanna for her protection over your loved ones:

***“Great Inanna, I thank you for your protection. May your strength guard my family always. So mote it be.”***

Let the ritual candle and incense burn down naturally.

### **13. After 24 Hours**

Take the offering bowl to a natural place the next day and leave the contents at the base of a tree or in a garden.

## **Ritual To Protect Others**

In this ritual, you will call upon Inanna to extend her protective energy to others, surrounding them with safety, strength, and resilience.

### **Items Needed:**

- **Candles:**

- Black (for protection)
- Red (for strength)
- Green (for well-being and health)

- **Ritual Candle: Black or green, placed at the center of your altar.**

- **Symbol for Inanna: An eight-pointed star or sigil representing her warrior aspect.**

- **Incense: Frankincense or sandalwood for protection and grounding.**

- **Your Petition: A written request for protection for others.**

- **Offering Bowl: For offerings to Inanna.**

- **Offerings: Salt (for protection), fresh herbs like rosemary or sage (for safety), and a protective charm for the person you're protecting.**

### **Ritual Steps:**

#### **1. Light the Incense**

Light the incense and focus on your intention to protect others. Visualize the people you want to protect surrounded by calming, protective energy.

#### **2. Light the Candles (Except for the Ritual Candle)**

Light the black, red, and green candles, symbolizing protection, strength, and well-being for the people you're protecting.

### **3. Lights Off**

Turn off artificial lights to fully focus on the energy you're calling in for protection.

### **4. Cast the Circle**

Visualize a protective circle forming around the people you're protecting, with Inanna's energy standing guard.

### **5. Work Banishing if Needed**

If any fears or doubts arise, visualize them being swept away, leaving only strength and protection for those you're calling upon Inanna to guard.

### **6. Meditate on the Outcome—Strong Visualization**

Visualize the people you're protecting surrounded by Inanna's energy, safe from harm and empowered to face whatever challenges come their way.

### **7. Summon Spirit**

Hold Inanna's symbol or sigil and speak the invocation:

#### **Invocation**

*Great Inanna, Warrior Goddess,*

*I call upon your strength.*

*Protect those I care for,*

*Keep them safe from all harm,*

*And guide them with your strength and protection.*

*Thank you, Inanna, for your blessings.*

*So mote it be.*

## **8. Read Your Petition**

Read your petition aloud, focusing on the protection of others. For example:

*“Inanna, I ask for your protection over [names]. Keep them safe, guard their paths, and give them strength in difficult times.”*

Place the petition beneath the symbol of Inanna on the altar.

## **9. Visualize the Outcome Again**

Visualize the people you’re protecting surrounded by Inanna’s strength, safe from harm and empowered by her energy.

## **10. Light Ritual Candle**

Hold the ritual candle, and say:

*“Inanna, please bless this candle to bring about my desire(s)”*

Light the candle now.

## **11. Give Offering**

Place your offerings of salt, herbs, and a protective charm into the offering bowl. As you offer them, say:

*“Inanna, Goddess of Protection, I offer these gifts in gratitude for your protection over those I care for.”*

## **12. Thank the Spirit and Close Ritual**

Thank Inanna for her protection:

*“Great Inanna, I thank you for your protection. May your strength guard those I love always. So mote it be.”*

Let the ritual candle and incense burn down naturally.

### **13. After 24 Hours**

Take the offering bowl and leave the contents in a natural place the next day, completing the ritual.

## **Ritual To Exact Vengeance When Wronged**

In this ritual, you will call upon Inanna’s power to right wrongs and exact vengeance in situations where you’ve been unjustly harmed. The goal is to call for justice and balance.

### **Items Needed:**

- **Candles:**

- Black (for justice and protection)
- Red (for strength and empowerment)

- **Ritual Candle: Black, placed at the center of your altar.**

- **Symbol for Inanna: An eight-pointed star or a sigil representing her warrior aspect.**

- **Incense: Myrrh or dragon’s blood for justice and strength.**

- **Your Petition: A written request for justice, stating the wrong and calling for balance.**

- **Offering Bowl: For offerings to Inanna.**

- **Offerings: Salt (for protection), an iron nail or dagger (symbolizing strength and justice), and a piece of parchment with the offender’s**

**name (for releasing the energy).**

## **Ritual Steps:**

### **1. Light the Incense**

Light the incense and focus on the wrong that's been done, knowing that you're seeking justice, not revenge for revenge's sake.

### **2. Light the Candles (Except for the Ritual Candle)**

Light the black and red candles, representing justice and strength.

### **3. Lights Off**

Turn off artificial lights and focus on the energy of the candles, preparing for justice.

### **4. Cast the Circle**

Visualize a circle forming around you, filled with the energy of justice, strength, and balance.

### **5. Work Banishing if Needed**

If you feel any emotional attachment clouding your judgment, release it. Your focus is on justice, not uncontrolled emotion.

### **6. Meditate on the Outcome—Strong Visualization**

Visualize the wrong being set right. See balance restored and justice served in the situation.

### **7. Summon Spirit**

Hold Inanna's symbol or sigil and speak the invocation:

### **Invocation**

*Great Inanna, Goddess of Justice and War,*

*I call upon your strength.*

*Right the wrongs that have been done to me,*

*Restore balance with your power,*

*And exact the justice I seek.*

*Thank you, Inanna, for your strength.*

*So mote it be.*

## **8. Read Your Petition**

Read your petition aloud, stating the wrong and asking for justice to be done. For example:

*“Inanna, I call for your justice. Right the wrong that has been done to me by [name], and restore balance to this situation.”*

Place the petition beneath Inanna’s symbol on the altar.

## **9. Visualize the Outcome Again**

Visualize the wrong being righted, with justice being served. See balance restored and feel Inanna’s strength empowering you.

## **10. Light Ritual Candle**

Hold the ritual candle, and say:

*“Inanna, please bless this candle to bring about my desire(s)”*

Light the candle now.

## **11. Give Offering**

Place your offerings of salt, the iron nail, and the parchment with the offender's name into the offering bowl. As you do so, say:

***“Inanna, Goddess of Justice, I offer these gifts in gratitude for your strength and justice.”***

## **12. Thank the Spirit and Close Ritual**

Thank Inanna for her justice:

***“Great Inanna, I thank you for your justice. May balance be restored, and may your strength always guide me. So mote it be.”***

Let the ritual candle and incense burn down naturally.

## **13. After 24 Hours**

Take the offering bowl and leave the contents in a natural place the next day, completing the ritual.

# Chapter 7

## Queen of Heaven

Inanna's aspect as the Queen of Heaven places her at the top of cosmic order and divine authority. Her energy governs not just the heavens but also the balance between worlds—earthly and spiritual, mortal and divine. When you connect with this aspect, you're tapping into the vast celestial powers that flow through the universe, powers that guide, protect, and illuminate. This chapter examines how to work with Inanna in this aspect, and we'll be focusing on cosmic balance, divine connection, and leadership.

At the heart of Inanna's influence is the concept of cosmic balance. You know, the Ying/Yang, Black/White balance of this planet and our universe. She is the embodiment of harmony, standing as a stabilizing force amid the chaos of existence. When we invoke Inanna as the Queen of Heaven, we are calling upon her to help restore balance in our lives—whether that's internal balance, external harmony, or a combination of both. Life has a way of tipping the scales, and whether you're dealing with emotional turbulence, physical stress, or spiritual confusion, Inanna's energy can bring everything back into alignment.

In rituals aimed at cosmic balance, the focus is on synchronizing your energy with the greater flow of the universe. This involves letting go of the things that are pulling you off course, opening yourself up to the cosmic forces that guide all life. When you're out of balance, your energy is scattered, disconnected from the greater whole. By calling upon Inanna, you're allowing her celestial power to pull everything back into harmony. The ritual work for this is best done when you feel off-center, like something in your life is veering out of control. It can be as simple as asking her to guide you back to balance or as complex as navigating a major life upheaval. Her energy flows through the cosmos, and by invoking her, you're realigning your personal energy with the universe itself.

I happen to have the occasional bouts of vertigo, and my balance gets really weird. During a ritual with Inanna for a client, I was also experiencing

being off balance. I clearly heard her say “Allow me to fix that.” And in a few moments, my balance issue was tempered. After a full day, I felt fine. Enough so, I could swing my head back and forth and not get any hints of vertigo or balance problems. This saved me some trips to the physical therapist!

Inanna also serves as a powerful bridge to divine connection, acting as the channel through which higher wisdom flows. In this aspect, she’s perfectly positioned to bring messages and guidance from the higher dimensions into our lives. Her energy helps clear the path to spiritual insight, opening the door to wisdom that might otherwise be difficult to access. This connection isn’t just about receiving answers; it’s about opening yourself to the flow of divine knowledge that exists all around us. When you’re seeking guidance from higher realms, Inanna acts as a guide and guardian, ensuring that the messages you receive are clear and aligned with your highest good.

Working with Inanna in this way can be especially powerful when you’re stuck at a crossroads or seeking clarity on a difficult situation. Her ability to connect with the divine worlds can help you receive the insight you need to move forward. In rituals focused on divine connection, the goal is to open yourself to receive—not just to ask for guidance but to create a space where that guidance can come through. By aligning yourself with Inanna’s energy, you’re stepping into a flow of cosmic wisdom that can illuminate your path and bring clarity where there was confusion. You can use a pendulum and small answer wheel to communicate with Inanna (or most any other spirit). If you have trouble hearing Inanna, I encourage you to use a pendulum.

But Inanna’s aspect of Queen of Heaven isn’t just about maintaining balance and acting as a divine messenger. She also embodies the qualities of leadership and empowerment. Inanna is a ruler, and her leadership is grounded in both strength and wisdom. Calling upon her in this regard is essentially a request for support and encouragement as you work towards greater self-reliance and confidence, be it in leading others or navigating personal difficulties. Leadership isn’t always about leading a group—it can be about leading your own life, making decisions with confidence, and stepping into your authority.

Inanna's leadership energy is balanced, combining assertiveness with compassion, authority with understanding. She can help you find your voice, take charge of situations, and inspire others by embodying those qualities in yourself. It doesn't matter if you're stepping into a leadership role at work, guiding a family, or simply needing the strength to take control of your life, Inanna's energy can help you develop the confidence and clarity to lead with purpose. Her guidance can empower you to not just be a leader but to be a leader who is in tune with cosmic forces, someone who leads with the wisdom of the heavens backing them.

When performing rituals to connect with Inanna in this aspect, it's essential to create the right atmosphere to align with her celestial energy. The colors you use in your ritual should reflect the vastness of the cosmos and the authority of divine leadership. Blue is particularly powerful in these rituals, symbolizing the sky, the heavens, and the depth of wisdom. Dark blue or indigo brings in the energy of cosmic awareness, connecting you to the higher realms. Gold is also significant, representing divine authority and leadership, and should be included in rituals focused on empowerment. White can be used to symbolize purity and clarity, essential when seeking guidance from the divine dimensions.

Incense plays a crucial role in these rituals as well, with frankincense being an ideal choice. Its connection to the heavens and the divine makes it perfect for rituals that require a clear channel to the higher worlds. Sandalwood is another good choice, as its grounding energy helps balance the celestial influence with the physical plane. You want the space to feel both sacred and open, allowing the energy to flow freely between the earthly and divine.

Simple offerings are perfectly acceptable when honoring Inanna in her Queen of Heaven aspect. Fresh flowers, particularly white lilies or blue flowers, can represent the purity and expansiveness of her energy. Honey is a fitting offering, symbolizing the sweetness of divine wisdom. Wine, especially white wine or mead, can also be used as an offering to honor her authority and cosmic leadership. As with any ritual, the offering should be made with sincerity and gratitude, given with the intention of honoring her power and asking for her guidance.

When it comes to writing your petition, it's important to be clear and direct. Your words should be straightforward, but infused with respect and reverence for her role as the Queen of Heaven. Whether you're seeking balance, divine insight, or leadership, be sure to focus your petition on the outcome you desire, rather than the problem at hand. For example, if you're asking for help in becoming a better leader, you might write, "Inanna, I ask for your guidance in stepping into my role with strength, wisdom, and clarity. Help me lead with confidence and grace."

If you're asking for cosmic balance, your petition might say something like, "Inanna, I seek your help in restoring balance to my life. Guide me to align with the flow of the universe, so that I may find harmony and peace."

For divine guidance, you could write, "Inanna, I ask for your wisdom and clarity. Open the pathways of the higher spheres to me, and let me receive the guidance I need to move forward."

Once your petition is written, fold it and place it on the altar. You can burn it at the end of the ritual or keep it there as a reminder of your intention, depending on what feels right for the specific ritual.

Once you've gathered up all materials and have your petition ready, it's time to work some rituals.

## **Ritual For Divine Guidance from Higher Realms**

This ritual calls upon Inanna's celestial aspect as the Queen of Heaven to seek divine guidance. Her energy will help you open pathways to higher realms, allowing insight and wisdom to flow into your life. By connecting with her in this form, you invite clarity, direction, and spiritual guidance.

It's perfect when you're at a crossroads, need clarity on a decision, or want to receive insight from the higher spheres.

### **Items Needed:**

- **Candles:**

- Dark blue (for cosmic awareness and higher wisdom)
- Gold (for divine authority and illumination)
- White (for clarity and purity)
- **Ritual Candle: Dark blue, placed at the center of your altar.**
- **Symbol for Inanna: An eight-pointed star or a sigil representing her Queen of Heaven aspect.**
- **Incense: Frankincense or sandalwood for divine connection and grounding.**
- **Your Petition: A written request for divine guidance, clearly phrased.**
- **Offering Bowl: For offerings to Inanna.**
- **Offerings: White lilies or other blue or white flowers, honey, and a small cup of white wine or mead.**

### **Ritual Steps:**

#### **1. Light the Incense**

Begin by lighting the frankincense or sandalwood incense, allowing its scent to fill your space. Focus your intention on connecting to the divine realm, opening yourself to receive guidance.

#### **2. Light the Candles (Except for the Ritual Candle)**

Light the dark blue, gold, and white candles on your altar. The blue represents cosmic wisdom, the gold brings divine illumination, and the white provides clarity. As these flames burn, visualize a pathway to the higher realms opening up, connecting you to Inanna's celestial energy.

#### **3. Lights Off**

Turn off artificial lights, letting the candlelight create a peaceful, sacred atmosphere. This helps you tune in to Inanna's energy as the Queen of Heaven.

#### **4. Cast the Circle**

Visualize a circle of protective and guiding energy surrounding you, forming a sacred space. Imagine this circle as a glowing portal to the higher realms, where Inanna's guidance can reach you with ease.

#### **5. Work Banishing if Needed**

If you feel any doubts, fears, or other blockages, take a moment to release them. Visualize these energies dissolving, leaving you open and receptive to divine wisdom.

#### **6. Meditate on the Outcome—Strong Visualization**

Close your eyes and visualize yourself standing beneath a vast, star-lit sky. Imagine Inanna's presence above, her energy shining down upon you, filled with wisdom and clarity. See yourself as a clear vessel, ready to receive guidance and insight.

#### **7. Summon Spirit**

Hold Inanna's symbol or sigil in your hands and begin the invocation:

##### **Invocation**

*Great Inanna, Queen of Heaven,*

*I call upon your celestial wisdom.*

*Guide me with your divine light,*

*Open the path to higher realms,*

*And let your clarity fill my mind.*

*Thank you, Inanna, for your guidance.*

*So mote it be.*

## **8. Read Your Petition**

Take your written petition and read it aloud, focusing on your need for divine guidance. For example:

*“Inanna, Queen of Heaven, I ask for your guidance and clarity. Illuminate my path, show me the direction I should take, and bring me wisdom from the higher realms.”*

Place the petition beneath Inanna’s symbol on the altar.

## **9. Visualize the Outcome Again**

After reading the petition, close your eyes again and visualize a stream of light descending from the heavens, filling your mind and heart with clarity and understanding. Imagine Inanna’s presence guiding you and bringing the answers you seek.

## **10. Light Ritual Candle**

Hold the ritual candle, and say:

*“Inanna, please bless this candle to bring about my desire(s)”*

Light the candle now.

## **11. Give Offering**

Place your offerings of white lilies, honey, and wine into the offering bowl. As you do so, say:

*“Inanna, Queen of the Heavens, I offer these gifts in gratitude for your wisdom and guidance. May your light continue to illuminate my path.”*

## **12. Thank the Spirit and Close Ritual**

Thank Inanna for her presence and guidance:

***“Great Inanna, I thank you for your wisdom and clarity. May your guidance stay with me as I move forward. So mote it be.”***

Allow the ritual candle and other candles to burn down naturally, as you maintain your focus on the connection to the higher realms.

### **13. After 24 Hours**

The next day, take the offering bowl and place the contents in a natural space, such as under a tree or in a garden, as a final gesture of gratitude and completion of the ritual.

This ritual with Inanna, Queen of Heaven, opens you to her wisdom and guidance, helping you navigate your path with clarity and insight from the divine realms. By creating this sacred connection, you're aligning yourself with her celestial energy, inviting the flow of cosmic knowledge to illuminate your life.

## **Ritual To Align Yourself with Cosmic Energies**

This ritual is ideal for times when you feel out of sync or are seeking a deeper connection to the universe's natural flow.

### **Items Needed:**

- **Candles:**

- Dark blue (for cosmic awareness and alignment)
- White (for clarity and purity)
- Silver (for the moon and universal flow)

- **Ritual Candle: Dark blue, placed at the center of your altar.**

- **Symbol for Inanna:** An eight-pointed star or a sigil representing her Queen of Heaven aspect.
- **Incense:** Frankincense or sandalwood for grounding and connecting with the higher realms.
- **Your Petition:** A written request for alignment with cosmic energies.
- **Offering Bowl:** For offerings to Inanna.
- **Offerings:** Fresh white flowers (symbolizing purity and universal connection), honey, and a small crystal (such as clear quartz) to represent clarity and cosmic flow.

### **Ritual Steps:**

#### **1. Light the Incense**

Light the frankincense or sandalwood incense. Let its calming scent fill the space, inviting a sense of grounding and openness as you prepare to align yourself with cosmic energies.

#### **2. Light the Candles (Except for the Ritual Candle)**

Light the dark blue, white, and silver candles. The blue represents cosmic awareness, the white brings clarity, and the silver symbolizes the moon's influence and universal flow. As they burn, imagine these energies surrounding you, opening a channel to the cosmos.

#### **3. Lights Off**

Turn off any artificial lights, allowing the candles to cast a soft glow that connects you to the energy of the stars and the vastness of space.

#### **4. Cast the Circle**

Visualize a circle of light surrounding you, creating a sacred space filled with the energy of the cosmos. This circle will hold the celestial power

you're calling upon, aligning your personal energy with the greater flow of the universe.

### **5. Work Banishing if Needed**

If you feel any resistance or negative energy within, take a moment to release it. Visualize these barriers melting away, leaving you open to the harmony and flow of the universe.

### **6. Meditate on the Outcome—Strong Visualization**

Close your eyes and visualize yourself standing under a vast, star-lit sky. Imagine the energy of the stars and planets flowing down into you, bringing balance and cosmic alignment. Feel yourself becoming part of this universal flow, connected to all that is.

### **7. Summon Spirit**

Hold Inanna's symbol or sigil in your hands and begin the invocation:

#### **Invocation**

*Great Inanna, Queen of the Heavens,*

*I call upon your cosmic power.*

*Align me with the energies of the universe,*

*Balance my spirit with the flow of the stars.*

*Thank you, Inanna, for your guidance.*

*So mote it be.*

### **8. Read Your Petition**

Take your petition and read it aloud, focusing on your desire for cosmic alignment. For example:

***“Inanna, I seek alignment with the cosmic energies. Bring harmony to my life and help me connect with the greater flow of the universe.”***

Place the petition beneath Inanna’s symbol on the altar.

### **9. Visualize the Outcome Again**

After reading your petition, close your eyes and visualize the energy of the cosmos flowing into you, filling you with harmony and balance. Imagine yourself moving in rhythm with the stars, feeling completely in sync with the universe.

### **10. Light Ritual Candle**

Hold the ritual candle, and say:

***“Inanna, please bless this candle to bring about my desire(s)”***

Light the candle now.

### **11. Give Offering**

Place your offerings of white flowers, honey, and the clear quartz crystal into the offering bowl. As you do so, say:

***“Inanna, Queen of the Heavens, I offer these gifts in gratitude for your guidance and the cosmic alignment you bring.”***

### **12. Thank the Spirit and Close Ritual**

Thank Inanna for her presence and alignment:

***“Great Inanna, I thank you for your guidance and alignment with the cosmic energies. May I walk in harmony with the universe. So mote it be.”***

Allow the ritual candle and other candles to burn down naturally, maintaining your focus on this cosmic connection as they do.

### **13. After 24 Hours**

The next day, take the offering bowl outside and place the contents in a natural space, such as under a tree or near running water, as a final act of gratitude to complete the ritual.

Through this ritual, you invite Inanna's celestial energy to align you with the cosmic flow, bringing harmony, clarity, and a deeper connection to the universe's vast energy.

### **Ritual To Enhance Leadership and Decision-Making Skills**

Use this ritual whenever you need support stepping into a leadership role or making important choices.

#### **Items Needed:**

- **Candles:**

- Gold (for divine authority and leadership)
- White (for clarity and insight)
- Dark blue (for wisdom and cosmic awareness)

- **Ritual Candle: Gold, placed at the center of your altar.**

- **Symbol for Inanna: An eight-pointed star or a sigil representing her Queen of Heaven aspect.**

- **Incense: Sandalwood or frankincense to connect with higher wisdom and clarity.**

- **Your Petition: A written request to enhance leadership and decision-making skills.**

- **Offering Bowl: For offerings to Inanna.**

- **Offerings:** Fresh rosemary (for mental clarity and leadership), a small piece of honeycomb or honey (for wisdom), and a polished stone (such as lapis lazuli or clear quartz) symbolizing insight and strength.

## **Ritual Steps:**

### **1. Light the Incense**

Light the sandalwood or frankincense incense, letting its grounding and clarifying scent fill the room. Focus your intention on connecting with Inanna's energy to enhance your leadership and decision-making abilities.

### **2. Light the Candles (Except for the Ritual Candle)**

Light the gold, white, and dark blue candles on your altar. The gold represents divine authority, the white symbolizes clarity, and the dark blue embodies wisdom. As they burn, imagine these qualities filling you with strength and purpose.

### **3. Lights Off**

Turn off artificial lights to allow the candlelight to be your guide, creating an atmosphere of focus and connection to Inanna's energy.

### **4. Cast the Circle**

Visualize a protective circle of light forming around you, creating a sacred space where you can connect with Inanna's wisdom and authority. Imagine this circle as a barrier that helps you stay focused and aligned.

### **5. Work Banishing if Needed**

If you feel any doubt or fear about your leadership abilities, take a moment to release them. Visualize these energies dissolving, leaving you clear and receptive to Inanna's guidance.

### **6. Meditate on the Outcome—Strong Visualization**

Close your eyes and imagine yourself as a leader, making clear, confident decisions. Picture Inanna's presence beside you, empowering you with her wisdom and strength. Feel her energy flowing into you, enhancing your clarity and leadership.

## **7. Summon Spirit**

Hold Inanna's symbol or sigil in your hands and begin the invocation:

### **Invocation**

*Great Inanna, Queen of Heaven,*

*I call upon your wisdom and strength.*

*Guide me to lead with clarity and courage,*

*Grant me insight for sound decisions.*

*Thank you, Inanna, for your guidance.*

*So mote it be.*

## **8. Read Your Petition**

Take your petition and read it aloud, focusing on your desire for enhanced leadership and decision-making skills. For example:

*“Inanna, I seek your guidance to lead with strength and clarity. Help me make decisions with confidence and wisdom, so that I may inspire and guide others.”*

Place the petition beneath Inanna's symbol on the altar.

## **9. Visualize the Outcome Again**

After reading the petition, visualize yourself leading with confidence, making wise and clear decisions. See Inanna's energy flowing into you, empowering you to step fully into your role as a leader.

## **10. Light Ritual Candle**

Hold the ritual candle, and say:

*“Inanna, please bless this candle to bring about my desire(s)”*

Light the candle now.

## **11. Give Offering**

Place your offerings of rosemary, honeycomb or honey, and the polished stone into the offering bowl. As you give the offering, say:

*“Inanna, Queen of the Heavens, I offer these gifts in gratitude for the wisdom and strength you bestow upon me. May your guidance lead me in all decisions.”*

## **12. Thank the Spirit and Close Ritual**

Thank Inanna for her guidance and support:

*“Great Inanna, I thank you for your wisdom and strength. May your presence empower me as I lead and make decisions. So mote it be.”*

Allow the ritual candle and other candles to burn down naturally, holding your focus on Inanna’s empowering energy.

## **13. After 24 Hours**

The next day, take the offering bowl and place the contents in a natural space, such as at the base of a tree or in a garden, as a final act of gratitude and completion of the ritual.

This ritual with Inanna, Queen of Heaven, connects you to her strength and wisdom, enhancing your leadership skills and empowering you to make clear, confident decisions. By aligning with her energy, you bring the qualities of divine authority and insight into your life, allowing you to lead with purpose and clarity.

# Chapter 8

## Goddess of Transformation

And next up, Inanna's aspect as the Goddess of Transformation, which is one of her most powerful and intense aspects. This part of her nature taps into the cycles of death and rebirth, destruction and creation, and the deep shifts that we all experience on our path of personal growth. Transformation with Inanna isn't just about change; it's a complete metamorphosis, a journey that dives into the shadows, confronts what's hidden, and emerges renewed. Her energy supports those who are willing to face themselves and evolve, guiding you through the dark places where real growth happens.

Working with Inanna's transformative power means embracing change at a core level, especially when you feel called to let go of the old and make space for something new. Personal growth, in this sense, isn't just a gentle process; it's often a powerful upheaval, a shaking of the foundations. Inanna's energy helps you face this with courage. When you invoke her transformative aspect, you're asking for her strength to help you shed the layers that no longer serve you, to step fully into a version of yourself that's more aligned with your true essence. This can be uncomfortable, even painful, but Inanna's presence makes it possible to face these shifts head-on.

In times of deep personal change, Inanna will be your guiding hand that takes you through the process. Her energy doesn't hold back; she illuminates what's hidden, bringing out the aspects of yourself that you may have buried, avoided, or suppressed. By connecting with her in this aspect, you're encouraged to look at the parts of yourself that need healing or release. This isn't light work—it's intense, raw, and can be deeply emotional. However, with Inanna's support, this transformative magik becomes a path to clarity as you release old patterns, beliefs, and attachments. She helps you rebuild from a solid foundation, encouraging you to embrace a stronger, clearer version of yourself.

Shadow work, a key part of transformation, is where Inanna's guidance truly shines. Shadow work is the practice of confronting and understanding

the parts of ourselves that lie in the shadows—the fears, insecurities, past traumas, and habits that shape our lives in ways we might not fully recognize. By working with Inanna, you're not simply confronting these shadows alone; you're doing so with the energy of a goddess who has walked her own path of descent and return. Her story of descent into the underworld and eventual rebirth is the perfect metaphor for shadow work. Inanna faced the depths, surrendered everything, and returned transformed. In shadow work, she offers her support as you face your own personal underworld, guiding you to strip away what doesn't belong and to reclaim what you may have lost along the way.

This process can feel like a symbolic death—a letting go of who you once were to make room for who you're becoming. This is important to allow you to achieve your desires and manifest a better life. Discarding the “old” you and allowing the “new” you to rise to the surface. However, using Inanna's influence, the rebirth that follows is a bit quicker and empowering. She helps you confront and embrace your shadows without fear, giving you the strength to let go of the past and to fully step into your new self. By leveraging her energy, you're tapping into the ancient cycle of destruction and renewal, allowing this cycle to work within you. When you emerge from this work, you're not the same; you're transformed, with a deeper understanding of yourself and a stronger connection to your true path. You're all ready to become a powerful magician or sorcerer.

Preparing for rituals with Inanna in her transformative aspect involves choosing items that support and amplify her energy. The colors you use should reflect the nature of transformation—deep, grounding shades that resonate with the earth and the underworld. Black is essential here, symbolizing the shadows and mysteries that you'll be working through. Black candles help create a safe, sacred space for exploring the unknown within. Dark red can be used to represent the life force and the intensity of rebirth, bringing strength and courage to the ritual. White is also beneficial, symbolizing purity and the light of renewal that follows the descent.

Incense is always part of the rituals, and with this aspect, there's no exception. Myrrh is a sound choice, carrying the energy of both burial and spiritual cleansing, echoing the cycle of death and rebirth. Sandalwood,

another excellent choice, has an earthy, grounding quality that helps keep you centered during the intense energy of shadow work. Frankincense can also purify and elevate the space, inviting clarity as you release old patterns. I personally use frankincense. I use so much; I buy it by the pound.

Choose carefully the offerings to Inanna during this transformation work. Fresh soil or clay can be placed on the altar, representing the earth from which you are reborn. Seeds make a powerful offering, symbolizing the potential for growth that comes after you've cleared away the old. Dark red wine can also be offered, symbolizing the life force and the commitment to deep, transformative change. Honey, a symbol of life's sweetness, can be included to honor the journey back to light, reminding you of the renewal and growth that await on the other side.

When working with Inanna's transformative aspect, your petition should be clear and direct, but also personal. Write your request with an openness to the change you're inviting, without fear or resistance. If you're asking for guidance through shadow work, you might focus on the specific patterns or feelings you want to release. If you're going through a period of change and seeking support for your growth, your petition could express your desire for courage and clarity as you navigate the unknown. Remember, this is a request for transformation, so be prepared for what this energy will bring—both the release of what no longer serves you and the emergence of a stronger, more empowered self.

Now, it's time for the rituals to transform yourself! Remember, the following rituals are templates, or examples, and can be altered to fit your situation.

### **Ritual For Personal Transformation and Growth**

This ritual is to Inanna's role as the Queen of Heaven, and you're asking her to guide you through personal transformation and growth. Inanna will support you in confronting and overcoming the barriers to your transformation, allowing you to emerge more aligned with your true self.

#### **Items Needed:**

- **Candles:**

- Black (for release and shadow work)
- Dark red (for life force and courage)
- White (for purity and renewal)

- **Ritual Candle: Dark red, placed at the center of your altar.**

- **Symbol for Inanna: An eight-pointed star or a sigil representing her Queen of Heaven aspect.**

- **Incense: Myrrh or sandalwood to create a grounding, introspective atmosphere.**

- **Your Petition: A written request for transformation and personal growth.**

- **Offering Bowl: For offerings to Inanna.**

- **Offerings: Fresh soil or clay (symbolizing rebirth), seeds (for growth), and dark red wine (for life force and commitment to change).**

## **Ritual Steps:**

### **1. Light the Incense**

Begin by lighting the myrrh or sandalwood incense. As the smoke rises, let it carry away any lingering doubts or resistance, grounding you in the purpose of this ritual: transformation and growth.

### **2. Light the Candles (Except for the Ritual Candle)**

Light the black, dark red, and white candles. The black represents release and shadow work, the dark red signifies courage and life force, and the white stands for renewal and purity. As the candles burn, feel their energies surrounding you, preparing you for deep personal change.

### **3. Lights Off**

Turn off artificial lights, allowing only the candlelight to illuminate the space, creating an environment of introspection and focus.

### **4. Cast the Circle**

Visualize a circle of energy forming around you, containing Inanna's protective, transformative power. Imagine this circle as a safe, sacred space where you can release old attachments and welcome new growth.

### **5. Work Banishing if Needed**

If you feel any resistance or lingering attachments to old habits, take a moment to banish them. Visualize these old energies dissolving, making room for the changes you're inviting.

### **6. Meditate on the Outcome—Strong Visualization**

Close your eyes and imagine yourself shedding old patterns and emerging renewed. Visualize yourself as a seed breaking through the soil, reaching for the light. Picture Inanna's energy guiding you, giving you the strength to transform and grow.

### **7. Summon Spirit**

Hold Inanna's symbol or sigil in your hands and speak the invocation:

#### **Invocation**

*Great Inanna, Queen of Transformation,*

*I call upon your transformative power.*

*Guide me as I release the old,*

*And embrace the path of growth and renewal.*

*Thank you, Inanna, for your strength.*

*So mote it be.*

## **8. Read Your Petition**

Take your written petition and read it aloud, focusing on your desire for transformation and growth. For example:

*“Inanna, I seek your guidance in releasing what no longer serves me. Help me to embrace this path of personal growth, and give me the strength to transform into my true self.”*

Place the petition beneath Inanna’s symbol on the altar.

## **9. Visualize the Outcome Again**

After reading the petition, close your eyes once more and visualize your transformation. Imagine your old self falling away like a cocoon, revealing a stronger, more authentic version of yourself. See yourself standing tall and renewed, empowered by Inanna’s guiding light.

## **10. Light Ritual Candle**

Hold the ritual candle, and say:

*“Inanna, please bless this candle to bring about my desire(s)”*

Light the candle now.

## **11. Give Offering**

Place the fresh soil or clay, seeds, and dark red wine in the offering bowl. As you offer them, say:

*“Inanna, Queen of the Heavens, I offer these gifts in gratitude for your guidance and strength on my journey of transformation. May your energy empower me to grow and evolve.”*

## **12. Thank the Spirit and Close Ritual**

Thank Inanna for her support and guidance:

*“Great Inanna, I thank you for your transformative power. May your strength guide me through this journey of growth and renewal. So mote it be.”*

Allow the ritual candle and other candles to burn down naturally, keeping your focus on the energy of personal transformation and growth as they do.

### **13. After 24 Hours**

The next day, take the offering bowl and place the contents in a natural space, such as under a tree or in a garden, as a final gesture of gratitude and completion of the ritual.

This ritual with Inanna, Queen of Heaven, aligns you with her transformative energy, helping you release old patterns and embrace new growth. By connecting with her in this way, you’re supported in shedding the past and stepping into your true potential, empowered and renewed.

### **Ritual For a Symbolic Rebirth**

This ritual will help you release what no longer serves you, opening the path to a fresh start. This is especially useful if you’re ready to let go of old patterns, release the past, and step into a new phase of life. You will visualize what rebirth looks like for you personally, allowing your mind to shape the details and embrace the transformation that follows.

#### **Items Needed:**

- **Candles:**

- Black (for release and shedding the past)
- White (for purity and renewal)
- Red (for vitality and new beginnings)

- **Ritual Candle: White, placed at the center of your altar.**
- **Symbol for Inanna: An eight-pointed star or a sigil representing her transformative aspect.**
- **Incense: Myrrh or frankincense for cleansing and elevating the energy.**
- **Your Petition: A written request for rebirth and renewal.**
- **Offering Bowl: For offerings to Inanna.**
- **Offerings: Seeds (for new growth), a small bowl of salt (for purification), and a piece of white cloth (for new beginnings).**

### **Ritual Steps:**

#### **1. Light the Incense**

Begin by lighting the myrrh or frankincense incense. As the scent fills your space, focus on clearing any old, stagnant energy, allowing space for renewal.

#### **2. Light the Candles (Except for the Ritual Candle)**

Light the black, white, and red candles, symbolizing release, purity, and new beginnings. As they burn, let their energies surround you, creating a sacred environment that supports your rebirth.

#### **3. Lights Off**

Turn off any artificial lights, letting the candlelight illuminate the space with a soft, transformative glow.

#### **4. Cast the Circle**

Visualize a circle of light forming around you, creating a safe, protected space where transformation can unfold. Feel Inanna's presence within the

circle, lending you her strength and guidance.

### **5. Work Banishing if Needed**

Take a moment to release any lingering attachments, fears, or doubts that might hold you back. Visualize them dissolving, leaving only the intention for renewal.

### **6. Meditate on the Outcome—Strong Visualization**

Close your eyes and begin to visualize your symbolic rebirth. Picture yourself standing at the threshold of a new beginning. Imagine shedding an old layer, as if casting off a heavy cloak, allowing the past to fall away. See yourself emerging, renewed and revitalized. What does this rebirth look like to you? Picture the details—the surroundings, sensations, and feelings. Inanna is present beside you, guiding and supporting your transformation.

### **7. Summon Spirit**

Hold Inanna's symbol or sigil in your hands and speak the invocation:

#### **Invocation**

*Great Inanna, Goddess of Transformation,*

*I call upon your power of renewal.*

*Guide me through this rebirth,*

*Help me shed the past and embrace the new.*

*Thank you, Inanna, for your strength.*

*So mote it be.*

### **8. Read Your Petition**

Take your petition and read it aloud, focusing on your desire for rebirth. For example:

***“Inanna, I seek your guidance in releasing what no longer serves me. Help me emerge renewed, open to new beginnings and a clear path forward.”***

Place the petition beneath Inanna’s symbol on the altar.

## **9. Visualize the Outcome Again**

After reading the petition, close your eyes and visualize the rebirth one more time. Picture yourself as you wish to become—lighter, clearer, and ready to embrace the new path that lies ahead.

## **10. Give Offering**

Place the seeds, salt, and white cloth in the offering bowl. As you offer them, say:

***“Inanna, Goddess of Transformation, I offer these gifts in gratitude for my rebirth. May I walk forward renewed and in alignment with my true self.”***

## **11. Thank the Spirit and Close Ritual**

Thank Inanna for her guidance and support:

***“Great Inanna, I thank you for your presence and the strength to transform. May your energy guide me as I step into this new phase of life. So mote it be.”***

Allow the ritual candle and other candles to burn down naturally, maintaining your focus on the energy of rebirth and renewal as they do.

## **12. After 24 Hours**

The next day, take the offering bowl and place the contents in a natural space, such as under a tree or in a garden, as a final act of gratitude and completion of the ritual.

That’s it for this ritual.

# **Pathworking Ritual to Inanna for Shadow Work for Confronting Personal Demons**

## **Introduction to Pathworking**

Pathworking is a journey into the subconscious, a guided visualization that allows you to explore the depths of your mind and spirit. Unlike typical meditation, pathworking has a structure, guiding you step-by-step through specific imagery, sensations, and experiences. With Inanna's support, this pathworking ritual will take you into the shadows of your psyche, allowing you to confront, understand, and ultimately release the personal demons and fears that hold you back. Inanna's energy as the Goddess of Transformation will serve as your guide, illuminating dark areas and providing strength to face whatever you find.

I find pathworking so useful, I am able to quickly hit my relaxed state (called "Alpha") and work through a pathworking while doing my everyday activities. Just practice the steps, and never try this while driving or operating heavy machinery. (\*When other books or directions say this, I visualize things like a forklift or enormous truck, so just be careful.)

In pathworking, visualization is key. Imagine the experience as vividly as you can, incorporating not only sights but sounds, smells, textures, and feelings. Take your time with each visualization, allowing the imagery to deepen. If uncomfortable emotions arise, acknowledge them, but remember that Inanna is with you. Her energy is a constant presence, guiding and protecting you on this journey.

## **Pathworking Visualization for Shadow Work**

Sit comfortably in a quiet, undisturbed place, closing your eyes and taking deep, slow breaths. Focus on each breath as you let go of tension and quiet your mind. Now, begin to visualize.

## **Entering the Pathway**

Picture yourself standing at the edge of a darkened forest, the path ahead winding through dense trees. There is a slight chill in the air, but you feel

strong and grounded. You sense that Inanna is beside you, a steady presence lending you courage. Step forward and enter the pathway, moving deeper into the forest with each breath, feeling the soft crunch of leaves beneath your feet.

### **The Descent**

As you walk, the forest path begins to slope downward, leading you into the earth itself. The air grows cooler, the light dimmer. With each step, you're descending further into your own subconscious, into the hidden places of the mind. Shadows move around you, but Inanna's presence remains close, a guiding light in the dark. Feel the descent as a process of releasing, shedding old layers and becoming vulnerable.

### **The Mirror of Shadows**

Eventually, you reach a clearing with a stone altar at its center, and above it, an ancient, cracked mirror, reflecting dimly in the low light. Approach the mirror, knowing it holds images of your deepest fears and unresolved issues. Take a deep breath and look into it. See what emerges—perhaps a memory, an unresolved emotion, or an image of a past self. Observe what appears without judgment. Inanna is beside you, encouraging you to see with clarity and courage.

### **Confronting the Shadow**

As you look into the mirror, one of your fears or unresolved issues takes form, stepping out from the reflection to stand before you. It might be an embodiment of a painful memory, a suppressed fear, or a version of yourself that you've hidden away. Face it directly. Speak to it, acknowledging its presence. Allow any emotions to surface—anger, sadness, guilt—while knowing that Inanna is here, strengthening you as you confront this part of yourself.

### **Embracing and Integrating the Shadow**

Now, reach out to your shadow self. Instead of rejecting it, invite it to integrate with you. Acknowledge that this part of you has its place and

purpose, that it holds lessons and strength. Embrace this shadow, feeling its energy merging with yours, becoming part of your whole self. Inanna's energy surrounds you, grounding and supporting this integration, helping you heal and release.

### **Ascending the Path**

After you have faced and integrated your shadow, turn from the mirror and begin your journey back. Feel yourself ascending the path, moving upward through the forest as you leave behind old patterns and emerge with new clarity. Inanna walks beside you, a calm and steady presence, guiding you toward the light of self-acceptance and balance. Each step feels lighter, as though a weight has been lifted.

### **Exiting the Forest**

At last, you step out of the forest, back into a clearing bathed in gentle light. Take a moment to breathe deeply, feeling the peace and unity within. You are no longer burdened by the shadows but empowered by them, with Inanna's transformative energy integrated within you.

### **Simple Offering Ritual to Close the Pathworking**

When you're ready to conclude, take a moment to sit quietly, grounding yourself. In gratitude for Inanna's guidance and strength, prepare a small, simple offering.

Place a piece of bread, honey, or a single flower on the ground or on a clean surface. This gesture symbolizes your appreciation for her support in your journey of self-discovery and healing. No candles or incense are needed; simply place the offering with reverence.

In a soft voice, say:

***“Great Inanna, I offer my thanks for your guidance and strength. May this gift honor you and reflect my gratitude for the journey we have taken together. May your energy continue to guide me as I grow.”***

Leave the offering in a natural place, like under a tree or in a quiet garden, within the next 24 hours. This completes the ritual, closing the connection with respect and gratitude.

## Chapter 9

### Goddess of the Underworld

This aspect and related rituals are quite similar to the Inanna aspect for Transformation. There are important differences in the rituals.

Inanna's aspect as the Goddess of the Underworld is seen in her legendary descent, and is a profound symbol of death, rebirth, and the inevitable transformations we must go through to release the past and step into our true power. The whole idea behind this is to embrace the coming changes while shedding your "old" self.

Her journey into the underworld is one of the oldest and most powerful myths, revealing the process of letting go, stripping away the unnecessary, and ultimately reclaiming strength from darkness. When we call upon Inanna in this specific aspect, we are asking her to guide us through our personal trials and tribulations, to help us shed old patterns and find renewal in the face of life's inevitable changes.

The story of Inanna's descent is central to understanding this aspect of her power. According to the ancient myth, Inanna chose to descend into the underworld to visit her sister, Ereshkigal. But entry into the underworld came at a cost. At each of the seven gates, Inanna was required to give up something she held dear. Her crown, jewelry, garments—all were stripped from her one by one. By the time she reached her sister, she stood completely bare, vulnerable and powerless. What followed was a confrontation with death itself, as Ereshkigal, in a fit of rage, killed Inanna and hung her body on a hook. It was only through the intervention of the gods that Inanna was later brought back to life, returned to the world of the living, transformed by her journey. This myth is a timeless metaphor for our own unique paths through darkness. The descent is a reminder that transformation often requires us to let go of who we were, to confront our fears and weaknesses head-on, and to emerge reborn. You can emerge as a powerful person, taking control of your life's path.

Inanna teaches us that letting go is not a passive act—it's an active, intentional choice to release what is no longer aligned with who we are becoming. Just as Inanna surrendered her symbols of status and power at each gate, we are sometimes called to shed our own attachments. This might mean releasing the grip of a painful memory, a relationship that's become a burden, or even a belief about ourselves that has kept us small. In these rituals, invoking Inanna's energy brings strength, helping us face what we'd rather avoid. Her descent reminds us that real release isn't about pushing away or denying; it's about acknowledging and honoring what's ready to be let go.

This process of letting go mirrors the nature of her descent—each step takes us further down, and each release feels like a piece of ourselves being stripped away. Inanna's energy can be an anchor in this space, grounding us as we confront and shed these parts of ourselves. When we ask her to guide us in releasing, we're asking for her courage to see the journey through to the end. This isn't easy work. It requires willingness to go into the uncomfortable places within ourselves, the willingness to release the layers and lies we've built up to protect ourselves. But with Inanna's guidance, we find that as each layer or lie is removed; we come closer to the essence of who we truly are. In this way, the descent itself is liberating, freeing us from the baggage we've carried, allowing us to rise again, lighter and more authentic.

This journey mimics death. But, the death here is symbolic—it's the death of outdated parts of ourselves, the shedding of what no longer serves. But this kind of symbolic death can be as intense and demanding as any physical change. Transformation requires that we willingly let parts of ourselves fall away, even those we've held onto for comfort or security. Inanna's story teaches us that this stripping away, this death of the old, is essential to rebirth. Without it, we remain bound to what we know, unable to step into the unknown territory of growth.

Transformation is not about denying or forgetting the past; it's about allowing it to become part of our story in a way that no longer limits us. When we call upon Inanna for transformation, we're inviting her to help us let go and to step into a new version of ourselves. Her energy brings clarity

and power to confront the truths that emerge during this process. This death and rebirth cycle doesn't happen in a single moment. It's a journey, a process of going down, facing our shadows, and re-emerging, carrying with us only what's essential. Inanna's story is a reminder that we can trust this process. Just as she was reborn, so too can we find new life on the other side of transformation.

Inanna's return from the underworld symbolizes the strength that comes from facing hardship and coming out the other side transformed. Her journey back isn't a simple return to where she started; she comes back more powerful, having faced death and survived. This return is a reclaiming of her power, and it shows us that rebirth isn't just about starting fresh; it's about integrating the lessons from what we've been through. When we undergo transformation, whether it's a difficult period in life, a major shift in identity, or a loss that forces us to re-evaluate everything, we can look to Inanna's example as a guide. She shows us that transformation isn't just about change for the sake of change—it's about returning to ourselves stronger, more whole, and with a deeper understanding of our purpose.

In rituals focused on self-reclamation, Inanna's energy helps us draw strength from what we've endured. This is especially powerful for anyone who feels they've lost parts of themselves through hardship, whether it's through relationships, traumatic experiences, or periods of self-doubt. Inanna's return reminds us it's possible to reclaim our power. By calling upon her, we can work to recover those lost pieces of ourselves and bring them back into alignment, honoring both the pain and the strength that come from our experiences.

For these rituals of transformation, the items we use should reflect the nature of the journey we're undertaking. Black is a key color here, representing the underworld, the shadows, and the mysteries within. Black candles serve as symbols of depth, grounding us as we navigate the hidden layers of our own psyche. Red is another powerful color for these rituals, symbolizing life force and the intensity of rebirth. A single red candle can represent the heart of transformation, the fire that remains even in the darkness. White is also important, embodying purity, clarity, and the renewal that comes with rebirth. By the time we complete this journey, the

white candle symbolizes the new self, emerging from the process of release and renewal.

Incense plays a significant role in creating an atmosphere that supports descent and rebirth. Myrrh, with its earthy, grounding scent, connects us to the deeper layers of the self, helping us feel safe as we go inward. Frankincense lifts the energy, providing clarity and protection as we confront what lies within. These scents encourage a connection between the physical and spiritual realms, linking us to the energy of transformation.

Offerings to Inanna during this ritual should reflect the journey's intensity. Small tokens like dark stones or pieces of earth can be used to symbolize the weight of what we're shedding, grounding us as we face the journey's demands. Salt is a strong offering for purification, representing the cleansing and release that transformation brings. Finally, a simple, symbolic offering of honey can be made to honor Inanna's guidance through darkness, representing the sweetness of renewal, the hope that lies on the other side of transformation.

Are you ready to transform? Ready to shed the lies and dark layers, and emerge reborn? Let's take a look at three rituals for this.

## **Ritual To Release Emotional or Spiritual Burdens**

This ritual calls upon Inanna's energy as the Goddess of the Underworld, guiding you through the process of releasing emotional or spiritual burdens that weigh you down.

This particular ritual needs strong visualization to work properly. Through visualization, you will identify what burdens you carry and, with Inanna's guidance, release them. The visualization process allows you to personalize the experience, letting the imagery form naturally to best reflect your inner burdens and their release.

### **Items Needed:**

- **Candles:**

- Black (for release and grounding)
- Dark red (for courage and resilience)
- White (for purity and renewal)
- **Ritual Candle: Black, placed at the center of your altar.**
- **Symbol for Inanna: An eight-pointed star or a sigil representing her underworld aspect.**
- **Incense: Myrrh or sandalwood for grounding and purification.**
- **Your Petition: A written request to release specific burdens you wish to let go.**
- **Offering Bowl: For offerings to Inanna.**
- **Offerings: Salt (for purification), a small stone (symbolizing the weight of burdens), and a small piece of bread (for nourishment and healing).**

### **Ritual Steps:**

#### **1. Light the Incense**

Light the myrrh or sandalwood incense, letting its scent fill the space. Focus on grounding yourself, preparing to release what no longer serves you.

#### **2. Light the Candles (Except for the Ritual Candle)**

Light the black, dark red, and white candles. The black represents grounding and release, the dark red brings courage, and the white symbolizes the purification that follows. As they burn, allow their energies to center and calm you.

#### **3. Lights Off**

Turn off any artificial lights, letting the candlelight cast a soft glow that creates a safe and sacred environment for this ritual of release.

#### **4. Cast the Circle**

Visualize a protective circle surrounding you, holding the energy of Inanna's underworld power. This circle creates a boundary, allowing you to confront and release your burdens without distraction.

#### **5. Work Banishing if Needed**

Take a moment to release any resistance or fear around facing your burdens. Visualize any lingering doubts or fears dissolving, preparing you to confront what you need to release.

#### **6. Meditate on the Outcome—Strong Visualization**

Close your eyes and begin to visualize the burdens you carry. Allow images, symbols, or sensations to naturally arise, reflecting what is weighing on you. This might look like a heavy cloak, a set of chains, or even a shadowy figure. Imagine what this burden looks like for you personally and focus on the weight or presence it has in your life. Picture yourself ready to release it, with Inanna's presence beside you, guiding and supporting you.

#### **7. Summon Spirit**

Hold Inanna's symbol or sigil in your hands and begin the invocation:

##### **Invocation**

*Great Inanna, Goddess of the Underworld,*

*I call upon your power of release.*

*Help me shed the weight I carry,*

*Guide me in letting go and finding peace.*

*Thank you, Inanna, for your strength.*

*So mote it be.*

## **8. Read Your Petition**

Take your written petition and read it aloud, focusing on each burden you're releasing. For example:

*“Inanna, I seek your guidance in releasing these burdens that weigh on my heart and spirit. Help me let go of what no longer serves me, and bring healing into my life.”*

Place the petition beneath Inanna's symbol on the altar.

## **9. Visualize the Outcome Again**

Close your eyes once more and visualize the act of release. Imagine the burdens lifting from you, melting away, or transforming into something lighter. Picture yourself standing free, unburdened, feeling a sense of lightness and clarity. See Inanna's energy surrounding you, supporting this release and filling the empty space with peace and renewal.

## **10. Light Ritual Candle**

Hold the ritual candle, and say:

*“Inanna, please bless this candle to bring about my desire(s)”*

Light the candle now.

## **11. Give Offering**

Place the salt, stone, and piece of bread in the offering bowl. As you make the offering, say:

*“Inanna, Goddess of the Underworld, I offer these gifts in gratitude for the release and healing you bring. May your energy guide me as I move forward, renewed and unburdened.”*

## **12. Thank the Spirit and Close Ritual**

Thank Inanna for her presence and guidance:

***“Great Inanna, I thank you for your strength and the release you have granted. May I walk forward in peace and freedom. So mote it be.”***

Allow the ritual candle and other candles to burn down naturally, keeping your focus on the feeling of freedom and lightness as they do.

## **13. After 24 Hours**

The next day, take the offering bowl outside and place the contents in a natural space, such as under a tree or in a garden, as a final act of gratitude and completion of the ritual.

This finishes the ritual. Feel free to make notes in a journal to track your progress.

## **Ritual To Let Go of the Past and Invite Rebirth**

This ritual is designed for those who are ready to leave the past behind and embrace a new beginning. It draws upon Inanna’s transformative journey in the underworld, where she let go of her former self, faced darkness, and returned renewed. By connecting with her in this way, you invite her to guide you in a symbolic death and rebirth, shedding the old and welcoming the new.

### **Items Needed:**

#### **• Candles:**

- Black (for release and endings)
- Dark blue (for the mysteries of transformation)
- White (for purity and rebirth)

- **Ritual Candle: Black, placed at the center of your altar.**
- **Symbol for Inanna: An eight-pointed star or a sigil representing her underworld aspect.**
- **Incense: Myrrh for grounding and release.**
- **Your Petition: A written request to release the past and invite a fresh start.**
- **Offering Bowl: For offerings to Inanna.**
- **Offerings: Small stones (to represent the past), salt (for cleansing), and a flower (symbolizing new growth).**

### **Ritual Steps:**

#### **1. Light the Incense**

Light the myrrh incense, allowing its earthy, grounding aroma to fill the space. Focus on your intention to release the past and open yourself to rebirth.

#### **2. Light the Candles (Except for the Ritual Candle)**

Light the black, dark blue, and white candles. The black represents release, the dark blue signifies transformation, and the white symbolizes rebirth. Let their energies set the tone for the ritual, creating a space of deep reflection and renewal.

#### **3. Lights Off**

Turn off any artificial lights, letting the candlelight provide a gentle, transformative glow.

#### **4. Cast the Circle**

Visualize a circle of energy surrounding you, holding you in a sacred space for release and renewal. This circle acts as a container, keeping your intention focused and allowing Inanna's presence to support you.

### **5. Work Banishing if Needed**

If any doubts or hesitations arise, take a moment to release them. Visualize them dissolving, clearing your mind for the work of letting go and inviting rebirth.

### **6. Meditate on the Outcome—Strong Visualization**

Close your eyes and imagine yourself standing at the edge of a vast expanse, holding onto symbols of the past you're ready to release. Visualize what this might look like for you—old memories, attachments, or relationships taking form in your mind's eye. Picture yourself ready to set these down, leaving them behind, and feeling lighter as you prepare to step forward into the new.

### **7. Summon Spirit**

Hold Inanna's symbol or sigil in your hands and speak the invocation:

Invocation:

*Great Inanna, Goddess of the Underworld,*

*I call upon your power of transformation.*

*Help me release the past I carry,*

*Guide me through rebirth and renewal.*

*Thank you, Inanna, for your strength.*

*So mote it be.*

### **8. Read Your Petition**

Take your written petition and read it aloud, stating your desire to let go of the past and embrace a new beginning. For example:

***“Inanna, I seek your guidance to release what no longer serves me. Help me leave the past behind and invite a fresh start, renewed and ready for what lies ahead.”***

Place the petition beneath Inanna’s symbol on the altar.

### **9. Visualize the Outcome Again**

Close your eyes and visualize the final act of release. Imagine placing each symbol of the past into the earth, allowing it to sink away, freeing you from its weight. Picture yourself stepping forward, lighter and filled with a sense of newness. Visualize Inanna’s energy enveloping you, filling you with strength and readiness for your rebirth.

### **10. Light Ritual Candle**

Hold the ritual candle, and say:

***“Inanna, please bless this candle to bring about my desire(s)”***

Light the candle now.

### **11. Give Offering**

Place the stones, salt, and flower in the offering bowl. As you give the offering, say:

***“Inanna, Goddess of the Underworld, I offer these gifts in gratitude for your guidance through release and rebirth. May your strength support me as I step forward renewed and unburdened.”***

### **12. Thank the Spirit and Close Ritual**

Thank Inanna for her presence and the guidance she has offered:

*“Great Inanna, I thank you for your support and the release you have granted. May your energy stay with me as I walk forward in this new beginning. So mote it be.”*

Allow the ritual candle and other candles to burn down naturally, focusing on your sense of release and readiness for the new as they do.

### **13. After 24 Hours**

The next day, take the offering bowl and place the contents in a natural space, such as beneath a tree or in a garden, symbolizing the final act of release and rebirth.

This closes this ritual. Again, make notes in your journal to track your results.

## **Ritual For Spiritual Transformation and Overcoming Hardships**

This ritual is designed for those experiencing a difficult time or seeking deep spiritual transformation. With Inanna’s guidance, you can find the courage to confront challenges and embrace the growth that comes from adversity, allowing her energy to guide you through symbolic death and rebirth.

### **Items Needed:**

#### **• Candles:**

- Black (for grounding and facing hardship)
- Dark red (for courage and resilience)
- White (for purity and transformation)

- **Ritual Candle: Dark red, placed at the center of your altar.**

- **Symbol for Inanna: An eight-pointed star or a sigil representing her underworld aspect.**
- **Incense: Sandalwood or myrrh to create a grounding, transformative atmosphere.**
- **Your Petition: A written request for transformation and resilience through hardship.**
- **Offering Bowl: For offerings to Inanna.**
- **Offerings: Small stones or pebbles (to symbolize the weight of hardship), salt (for purification), and a fresh leaf or flower (for new growth and transformation).**

### **Ritual Steps:**

#### **1. Light the Incense**

Begin by lighting the sandalwood or myrrh incense. As the smoke fills the space, focus on grounding yourself, preparing to face and release the difficulties you're experiencing.

#### **2. Light the Candles (Except for the Ritual Candle)**

Light the black, dark red, and white candles. The black symbolizes grounding and the strength to face hardship, the dark red represents courage and resilience, and the white brings purity and transformation. Allow the candlelight to create a sacred, protected space where you can work through your challenges.

#### **3. Lights Off**

Turn off any artificial lights, allowing only the glow of the candles to illuminate your space, creating an environment for introspection and connection with Inanna's transformative energy.

#### **4. Cast the Circle**

Visualize a circle of energy surrounding you, creating a protected space for release and transformation. This circle allows you to confront your hardships safely, supported by Inanna's strength and guidance.

### **5. Work Banishing if Needed**

If any fears or doubts arise, take a moment to release them. Visualize them dissolving in the air, clearing your mind and heart for the journey of transformation you are about to undertake.

### **6. Meditate on the Outcome—Strong Visualization**

Close your eyes and visualize the hardships you're facing. Allow images or sensations to naturally arise, representing the weight you carry and the transformation you desire. Picture yourself beginning to shed these burdens, releasing each one with intention. Imagine Inanna beside you, guiding you through this process of spiritual growth, lending her strength as you face and release what weighs you down.

### **7. Summon Spirit**

Hold Inanna's symbol or sigil in your hands and speak the invocation:

#### **Invocation**

*Great Inanna, Goddess of the Underworld,*

*I call upon your strength and guidance.*

*Help me face these hardships and transform,*

*Guide me through the darkness to renewal.*

*Thank you, Inanna, for your power.*

*So mote it be.*

### **8. Read Your Petition**

Take your written petition and read it aloud, focusing on your request for resilience and transformation. For example:

***“Inanna, I seek your guidance to overcome these hardships. Help me face my challenges with strength, shedding what no longer serves me, and embracing the growth that lies ahead.”***

Place the petition beneath Inanna’s symbol on the altar.

### **9. Visualize the Outcome Again**

Close your eyes once more and visualize yourself moving through hardship and emerging stronger. Imagine each difficulty dissolving or falling away, leaving you lighter and more empowered. Picture Inanna’s presence beside you, her energy supporting and guiding you through this transformative process.

### **10. Light Ritual Candle**

Hold the ritual candle, and say:

***“Inanna, please bless this candle to bring about my desire(s)”***

Light the candle now.

### **11. Give Offering**

Place the stones, salt, and fresh leaf or flower in the offering bowl. As you make the offering, say:

***“Inanna, Goddess of the Underworld, I offer these gifts in gratitude for your guidance through my transformation. May your strength guide me as I overcome these hardships and embrace new growth.”***

### **12. Thank the Spirit and Close Ritual**

Thank Inanna for her presence and the resilience she has granted:

***“Great Inanna, I thank you for your strength and guidance. May your energy remain with me as I continue this journey of growth and transformation. So mote it be.”***

Allow the ritual candle and other candles to burn down naturally, focusing on the feeling of release and renewed strength as they do.

### **13. After 24 Hours**

The next day, take the offering bowl and place the contents in a natural space, such as under a tree or in a garden, as a final gesture of gratitude and completion of the ritual.

This completes this ritual. Again, the journaling thing. Just keep notes.

# Chapter 10

## Goddess of Wealth and Prosperity

Wealth and prosperity are always a popular subject for any magik book, and this is book no exception. Inanna's aspect as the Goddess of Wealth and Prosperity reflects her influence over abundance, material success, and the flourishing of resources. Most spirits can work money magik, but Inanna excels at it.

Inanna was a multi-talented spirit in the ancient Sumerian pantheon. Inanna was not just a goddess of love and war; she was also revered for her ability to bestow blessings of abundance upon her followers, helping them achieve tangible success in their material pursuits. By calling on this side of Inanna, practitioners can draw her energy into their own lives, inviting her influence over their financial and professional goals.

In the past, Inanna's prosperity aspect was often invoked by merchants, farmers, and leaders who sought her blessings for fruitful harvests, profitable trade, and the successful expansion of their lands or businesses. Temples dedicated to Inanna saw countless offerings left by those who wished to secure her favor in their financial and material ventures. Ancient texts reveal that her worshipers believed Inanna could tip the scales of fortune in their favor, helping them gain advantages in trade, attract valuable partnerships, or protect their wealth from misfortune. When someone approached Inanna for help with prosperity, they didn't seek fleeting gains; they sought stability, steady growth, and a foundation of wealth that could support them for years. The results they desired weren't simply about having wealth but about creating a prosperous life, one that aligned with the values of abundance and continued growth.

Today, those looking to harness Inanna's power for prosperity do so in much the same way. It doesn't matter if you must manifest a new job, increase income, secure investments, or find success in a business venture, Inanna's energy can be invoked to help open the pathways for material growth. To work with Inanna for financial endeavors, focus on her as a

guide and ally in securing the resources you need. The emphasis here isn't solely on the immediate gains, but on creating a flow of prosperity that supports long-term success. Calling upon her for help in financial matters involves aligning with her energy, which can bring not just material wealth but also wisdom on how to manage, grow, and protect it.

Inanna's energy for wealth magik can be effective for those in business or entrepreneurial ventures. Her presence in these practices allows individuals to attract new opportunities, connect with supportive partnerships, and enhance their confidence in financial decision-making. When we think of Inanna's role in wealth magik, it's essential to understand her influence as both provider and protector of prosperity. She brings abundance into our lives, but she also safeguards what she bestows, helping us preserve and nurture it. With her guidance, we can take our projects, investments, and businesses to new heights, trusting that her energy fortifies the foundation we're building.

Invoking Inanna for abundance magik means setting a strong and clear intention for what you hope to achieve. Her energy works best when called upon with specific goals in mind, whether it's attracting more clients, increase revenue, or find opportunities for growth. Don't get soft with this.

The key is to be clear about your objectives and how they align with your broader vision for success. Inanna's influence over prosperity can enhance the success of both ongoing projects and new ventures, as she helps cultivate an environment where wealth and resources flow more freely. Her energy can be felt in moments when we find ourselves at the right place at the right time, meeting someone who offers assistance, or stumbling upon resources that perfectly meet our needs. Working with Inanna for wealth magik invites these "coincidences" into our lives, creating a flow of prosperity that aligns with our deepest intentions. This comes into play when you write the petition.

When writing a petition to her, focus on exactly what you wish to manifest and why. The wording of the petition should be direct, reflecting your commitment to using the resources for growth and stability rather than fleeting wealth. Begin by acknowledging Inanna's strength in this aspect, inviting her energy into your life with respect and gratitude. Be specific

about the areas where you need her guidance, such as increasing income, securing a stable job, or growing your business. Describe what prosperity means to you personally—how this wealth will support your goals, enhance your life, and align with your values. Keep the language clear and purposeful. For example, rather than simply asking for “money,” you might request “the opportunity to increase my income in a sustainable, fulfilling way” or “success in growing my business to support myself and others.”

A powerful technique in crafting the petition is to express gratitude for the prosperity you already have, no matter how small, as this builds an energy of abundance. Mention any areas in which you feel grateful for what you have achieved or experienced, then move into your request for further growth and prosperity. Inanna responds well to intentions grounded in stability and growth, so be sincere in your desires, keeping the tone appreciative and positive. This petition becomes a powerful declaration of what you wish to cultivate, inviting Inanna’s energy to bring opportunities and resources into your path. Once completed, place this petition under her symbol or a dedicated item on your altar, letting it serve as a point of focus and intention for your prosperity work.

However, avoid being too specific. Give Inanna room to work. Real world example is a ritual I worked for a client, who requested money, but then one condition after another was added to the petition, then the death knell: A deadline of “X days”. One must allow the magik to gather, then manifestation can occur. Adding too many specifics, especially an arbitrary deadline, often causes the magik to stop. You’ll expend energy trying to push this through, only to be frustrated.

To attract wealth and prosperity through Inanna’s energy, specific colors, candles, and offerings can aid in aligning with her vibrations. My advice to individuals practicing this kind of magic has always been to utilize gold. You see, gold is an ideal color, symbolizing wealth, success, and abundance. Use gold candles for rituals; if not possible, yellow can be a good substitute symbolizing joy and brightness. Dark green, too, can symbolize growth, prosperity, and grounded wealth as a powerful color.

Incense such as cinnamon, patchouli, or sandalwood works well for prosperity rituals, aligning with Inanna’s energy and enhancing the

vibrations of wealth and abundance. These scents are grounding yet energizing, ideal for bringing focus to financial matters. Sandalwood, in particular, is known for its connection to both spiritual and material success, making it an excellent choice when seeking long-term growth and wealth. Cinnamon, with its warm and inviting scent, carries an energy of attraction and magnetism, perfect for drawing in prosperity.

Offerings for this aspect of Inanna can be practical and valuable, symbolizing the wealth you wish to attract. Coins, especially gold or copper ones, make a strong offering, as they carry the energy of wealth and circulation. Seeds, representing growth, are also a fitting choice, as they symbolize the potential for wealth to grow and flourish over time. Honey can be included as an offering, symbolizing the sweetness and richness of life, inviting abundance in a way that feels fulfilling and sustaining. Additionally, a small piece of bread can be offered as a symbol of nourishment and stability, representing not only the accumulation of wealth but the ability to sustain oneself through life's journey.

When you have written your petition and have all the ritual items in place, it's time to make some magik.

## **Ritual For Business Success and Growth**

This ritual calls upon Inanna's powerful energy to bring success and growth to your business endeavors. By invoking her support, you align with her ability to draw wealth, opportunity, and stability into your life, creating a foundation for sustained business growth.

### **Items Needed:**

#### **• Candles:**

- Gold (for wealth and success)
- Dark green (for growth and stability)
- Yellow (for joy and abundance)

- **Ritual Candle: Gold, placed at the center of your altar.**
- **Symbol for Inanna: An eight-pointed star or a sigil representing her prosperity aspect.**
- **Incense: Cinnamon or patchouli for attraction and prosperity.**
- **Your Petition: A written request for business success, detailing your goals and aspirations.**
- **Offering Bowl: For offerings to Inanna.**
- **Offerings: Coins (symbolizing wealth), seeds (for growth), and honey (for the sweetness of success).**

### **Ritual Steps:**

#### **1. Light the Incense**

Begin by lighting the cinnamon or patchouli incense. As its scent fills the room, focus on drawing prosperity and opportunity into your business life, visualizing your success.

#### **2. Light the Candles (Except for the Ritual Candle)**

Light the gold, dark green, and yellow candles. The gold represents wealth and prosperity, the dark green symbolizes growth and stability, and the yellow brings warmth and abundance. Allow these candles to anchor your intentions for a prosperous business.

#### **3. Lights Off**

Turn off any artificial lights, creating an atmosphere that enhances your focus and connection to Inanna's energy.

#### **4. Cast the Circle**

Visualize a circle of energy surrounding you, forming a protective boundary that holds your intention for business success. This circle serves as a container for the energy you're calling in.

### **5. Work Banishing if Needed**

Take a moment to clear away any doubts, fears, or limiting beliefs regarding your business success. Visualize these concerns dissolving, leaving only your vision for growth and prosperity.

### **6. Meditate on the Outcome—Strong Visualization**

Close your eyes and visualize your business thriving. Picture clients or customers coming to you, transactions flowing smoothly, and your goals being achieved. See the business growing, expanding, and providing abundance. Imagine how success feels—steady, fulfilling, and enriching. Picture yourself fully immersed in this vision of a thriving, prosperous business, with Inanna's presence guiding each step.

### **7. Summon Spirit**

Hold Inanna's symbol or sigil in your hands and speak the invocation:

#### **Invocation**

*Great Inanna, Goddess of Wealth and Prosperity,*

*I call upon your power of abundance.*

*Guide my business to success and growth,*

*Draw to me wealth, opportunity, and stability.*

*Thank you, Inanna, for your blessings.*

*So mote it be.*

### **8. Read Your Petition**

Take your written petition and read it aloud, focusing on your desire for business success. For example:

***“Inanna, I seek your guidance to grow my business with stability and prosperity. May opportunities and wealth flow to me, bringing lasting success and fulfilling growth.”***

Place the petition beneath Inanna’s symbol on the altar.

### **9. Visualize the Outcome Again**

Close your eyes and revisit the vision of your successful business. Picture each goal you’ve set coming to fruition, with wealth and resources flowing easily toward your endeavors. Imagine Inanna’s energy filling your business with abundance and strength, reinforcing your foundation for sustained success.

### **10. Light Ritual Candle**

Hold the ritual candle, and say:

***“Inanna, please bless this candle to bring about my desire(s)”***

Light the candle now.

### **11. Give Offering**

Place the coins, seeds, and honey in the offering bowl. As you give the offering, say:

***“Inanna, Goddess of Prosperity, I offer these gifts in gratitude for the success you bring. May your energy continue to support my business as it grows in wealth and stability.”***

### **12. Thank the Spirit and Close Ritual**

Thank Inanna for her presence and guidance:

*“Great Inanna, I thank you for your support in my business and the prosperity you have brought. May your blessings continue as I move forward. So mote it be.”*

Allow the ritual candle and other candles to burn down naturally, holding your focus on the energy of success and growth as they do.

### **13. After 24 Hours**

The next day, take the contents of the offering bowl and place them in a natural space, such as beneath a tree or in a garden, as a final act of gratitude and completion of the ritual.

This ritual is now complete.

## **Ritual To Manifest Financial Abundance**

This ritual is designed for those seeking to manifest financial abundance, whether to improve their financial situation, secure new income opportunities, or create a foundation of stability. With Inanna’s guidance, you can attract prosperity and increase the flow of wealth in your life.

### **Items Needed:**

- **Candles:**

- Gold (for wealth and prosperity)
- Green (for growth and financial stability)
- Yellow (for attraction and abundance)

- **Ritual Candle: Gold, placed at the center of your altar.**

- **Symbol for Inanna: An eight-pointed star or a sigil representing her prosperity aspect.**

- **Incense: Patchouli or cinnamon for attraction and prosperity.**

- **Your Petition:** A written request specifically outlining your desire for financial abundance.
- **Offering Bowl:** For offerings to Inanna.
- **Offerings:** Coins (to represent wealth), a few seeds (symbolizing growth), and a drop of honey (for sweetness and richness in life).

## **Ritual Steps:**

### **1. Light the Incense**

Light the patchouli or cinnamon incense, allowing its warm, rich aroma to fill the space. Focus on your intention to attract financial abundance, welcoming Inanna's energy into your ritual space.

### **2. Light the Candles (Except for the Ritual Candle)**

Light the gold, green, and yellow candles. The gold represents wealth and prosperity, the green symbolizes growth and financial stability, and the yellow embodies abundance and attraction. Let the candlelight create an atmosphere that aligns with your intentions for wealth.

### **3. Lights Off**

Turn off any artificial lights, allowing only the candles to illuminate the space, creating a focused and inviting environment for Inanna's energy.

### **4. Cast the Circle**

Visualize a circle of energy forming around you, providing a boundary that holds your intention for financial abundance. This circle keeps the energy contained, amplifying the ritual's power.

### **5. Work Banishing if Needed**

Take a moment to clear away any doubts, fears, or limiting beliefs around wealth and abundance. Visualize these concerns dissolving, freeing your

mind to focus fully on attracting prosperity.

## **6. Meditate on the Outcome—Strong Visualization**

Close your eyes and picture yourself already enjoying financial abundance. Visualize the flow of money into your life, feeling the stability, comfort, and security that wealth brings. Imagine your bank accounts filled, bills easily managed, and a sense of relief and empowerment surrounding your finances. See Inanna's presence beside you, guiding this flow of prosperity into your life and supporting your intention to receive.

## **7. Summon Spirit**

Hold Inanna's symbol or sigil in your hands and speak the invocation:

### **Invocation**

*Great Inanna, Goddess of Wealth and Prosperity,*

*I call upon your power of abundance.*

*Guide wealth and resources to flow to me,*

*Bring prosperity and security into my life.*

*Thank you, Inanna, for your blessings.*

*So mote it be.*

## **8. Read Your Petition**

Take your written petition and read it aloud, clearly stating your request for financial abundance. For example:

*“Inanna, I seek your guidance to manifest financial abundance in my life. May prosperity and resources flow to me, providing stability, security, and fulfillment.”*

Place the petition beneath Inanna's symbol on the altar.

## **9. Visualize the Outcome Again**

Close your eyes once more and see yourself surrounded by financial prosperity. Picture the flow of money and resources, filling your life with abundance, and feel the freedom and relief this brings. Imagine Inanna's energy surrounding you, her presence encouraging the flow of wealth and opportunity.

## **10. Light Ritual Candle**

Hold the ritual candle, and say:

*“Inanna, please bless this candle to bring about my desire(s)”*

Light the candle now.

## **11. Give Offering**

Place the coins, seeds, and a drop of honey in the offering bowl. As you make the offering, say:

*“Inanna, Goddess of Prosperity, I offer these gifts in gratitude for the abundance you bring. May your blessings of wealth and growth flow through my life.”*

## **12. Thank the Spirit and Close Ritual**

Thank Inanna for her presence and guidance:

*“Great Inanna, I thank you for your support and the abundance you bring. May your blessings continue as I move forward with gratitude. So mote it be.”*

Allow the ritual candle and other candles to burn down naturally, focusing on your intention for financial abundance as they do.

## **13. After 24 Hours**

The next day, take the contents of the offering bowl and place them in a natural space, such as under a tree or in a garden, as a final gesture of gratitude and completion of the ritual.

This ritual is now complete.

## **Ritual To Attract Wealth and Prosperity into Your Life**

This ritual is ideal for those looking to attract wealth and prosperity, whether for personal security, financial growth, or increased opportunities. With Inanna's guidance, you can draw prosperity into your life, encouraging a stable and abundant flow of resources.

### **Items Needed:**

- **Candles:**

- Gold (for wealth and success)
- Green (for financial growth and abundance)
- Yellow (for attraction, communication, and positivity)

- **Ritual Candle: Gold, placed at the center of your altar.**

- **Symbol for Inanna: An eight-pointed star or a sigil representing her prosperity aspect.**

- **Incense: Cinnamon or sandalwood for attraction and prosperity.**

- **Your Petition: A written request specifically stating your desire to attract wealth and prosperity.**

- **Offering Bowl: For offerings to Inanna.**

- **Offerings: Coins (symbolizing wealth), a few seeds (representing growth and abundance), and a small bowl of honey (for sweetness and fulfillment).**

## **Ritual Steps:**

### **1. Light the Incense**

Light the cinnamon or sandalwood incense. Let its warm, inviting scent fill the space, focusing on your intention to attract wealth and prosperity.

### **2. Light the Candles (Except for the Ritual Candle)**

Light the gold, green, and yellow candles. The gold embodies wealth and success, the green symbolizes growth and financial abundance, and the yellow represents attraction and positivity. Allow the candlelight to create an inviting atmosphere that aligns with your goal of wealth attraction.

### **3. Lights Off**

Turn off any artificial lights, letting only the candles illuminate the space to enhance your focus and connection with Inanna's energy.

### **4. Cast the Circle**

Visualize a circle of energy forming around you, protecting and amplifying your intentions for prosperity. This circle contains and strengthens the energy of the ritual, allowing your focus on wealth to deepen.

### **5. Work Banishing if Needed**

Take a moment to release any limiting beliefs or fears surrounding wealth. Visualize these dissolving away, leaving space for abundance and positive energy to flow into your life.

### **6. Meditate on the Outcome—Strong Visualization**

Close your eyes and picture yourself surrounded by wealth and prosperity. Imagine financial abundance flowing into your life, bringing stability, joy, and a sense of freedom. Feel the security and ease that come from having sufficient resources. See yourself confidently managing your finances, with

a steady flow of income and opportunities. Visualize Inanna's presence beside you, guiding the energy of wealth and prosperity into your life.

## **7. Summon Spirit**

Hold Inanna's symbol or sigil in your hands and speak the invocation:

### **Invocation**

*Great Inanna, Goddess of Wealth and Prosperity,*

*I call upon your power of abundance.*

*Draw wealth and success into my life,*

*Bless me with prosperity and growth.*

*Thank you, Inanna, for your blessings.*

*So mote it be.*

## **8. Read Your Petition**

Take your written petition and read it aloud, focusing on your desire to attract wealth and prosperity. For example:

*“Inanna, I seek your guidance to bring wealth and prosperity into my life. May opportunities for abundance and success flow to me, providing stability and fulfillment.”*

Place the petition beneath Inanna's symbol on the altar.

## **9. Visualize the Outcome Again**

Close your eyes once more, revisiting the vision of wealth and prosperity in your life. Picture the flow of resources growing stronger, filling your life with abundance, confidence, and ease. Imagine Inanna's energy surrounding you, amplifying this flow of prosperity and abundance.

## **10. Light Ritual Candle**

Hold the ritual candle, and say:

***“Inanna, please bless this candle to bring about my desire(s)”***

Light the candle now.

## **11. Give Offering**

Place the coins, seeds, and honey in the offering bowl. As you make the offering, say:

***“Inanna, Goddess of Prosperity, I offer these gifts in gratitude for the wealth and success you bring. May your energy continue to bless my life with prosperity and growth.”***

## **12. Thank the Spirit and Close Ritual**

Thank Inanna for her presence and blessings:

***“Great Inanna, I thank you for the wealth and abundance you bring. May your blessings continue as I walk this path of prosperity. So mote it be.”***

Allow the ritual candle and other candles to burn down naturally, focusing on the energy of abundance and prosperity flowing into your life as they do.

## **13. After 24 Hours**

The next day, take the contents of the offering bowl and place them in a natural space, such as under a tree or in a garden, as a final gesture of gratitude and completion of the ritual.

This ritual completed.

# Chapter 11

## Protector of Women

Just like with Lilith, Inanna is a powerful protector of women. Using this aspect, one can not only protect the women in their lives one can also leverage Inanna's magik in this aspect to seek a level playing field or to empower women in various aspects of life. Inanna, similar to Lilith, possesses a unique strength that can be harnessed for the benefit of women. Drawing upon Inanna's protective energy allows individuals to shield the women in their lives, including themselves, and harness her magical powers to advocate for a world that is just and fair. In doing so, they can create a balanced and just environment where women are empowered and their voices are heard. Inanna's influence can extend beyond mere protection, empowering women to excel in different spheres of life. Whether it be in the professional world, relationships, or personal growth, invoking Inanna's magic can help level the playing field and pave the way for women to thrive.

Inanna, a goddess renowned for her protection of women, stands as an eternal symbol of strength, empowerment, and healing, offering solace and guidance to those who seek to reclaim their personal sovereignty and embrace their true selves. Throughout history and even in the modern era, her unwavering advocacy for women's rights has served as a beacon of inspiration for countless individuals, leaving an indelible mark on the world. From the ancient temples of Sumer to the voices of contemporary women's movements, Inanna's influence as a protector of women's rights and personal power remains unmatched. She represents the essence of female empowerment, demonstrating the strength to define her own path and the courage to confront any form of injustice. Invoking Inanna in this aspect taps into an ancient lineage of feminine power—a power that protects, heals, and strengthens.

Inanna's history as the Protector of Women goes back to her earliest worshipers, who saw her as a goddess capable of fiercely defending those in need. Her myths reveal a deity who never shied away from asserting her

authority and protecting her rights. When she claimed the Me, the divine laws of civilization, she did so with the certainty of her worthiness. She faced down gods and forces that sought to limit her, asserting her place within the cosmos with unwavering confidence. This determination and resilience made her a natural ally to those who needed to claim their own place in a world that tried to deny them. Her actions and triumphs are more than myth—they are symbols of empowerment that women and allies can draw upon, especially when facing systems that attempt to restrict or belittle.

In this aspect, Inanna is not merely a goddess who observes the struggles of women; she stands alongside them, offering her strength, resilience, and unyielding spirit. Her presence is particularly valuable in empowering women to reclaim their personal power, heal from trauma, and find the courage to demand justice and equality. For those who seek to reclaim their voice after being silenced or marginalized, Inanna's energy serves as a powerful guide. She brings forth an indomitable force, reminding us that true strength often arises from vulnerability and the courage to confront our deepest wounds. Her protective energy fosters healing, allowing those who have been wounded by life's challenges or oppressive forces to rebuild, piece by piece, from a place of inner strength.

Inanna's protective energy can be called upon by anyone, but it resonates especially with women reclaiming their voices or healing from personal hardships. Her influence offers both the courage to face trauma and the strength to move beyond it. Invoking her in rituals of empowerment can help establish a strong connection to one's inner power, especially in moments when the world attempts to undermine it. She guides us to honor our experiences without allowing them to limit us, reminding us that every setback can be transformed into a source of empowerment. For women seeking to advocate for justice or stand against oppression, Inanna provides a foundation of resilience and courage. She helps us tap into our capacity for advocacy, whether on a personal or broader social level, empowering us to confront inequality with grace and determination.

Crafting a petition to Inanna in this aspect, it's essential to state your intentions directly, acknowledging her strength and inviting her guidance.

Start by grounding yourself in your purpose—what is it that you are asking of her? This could be the strength to face a specific challenge, the courage to reclaim power that has been lost, or the clarity to see through an oppressive situation. The petition should be phrased with confidence, reflecting your understanding of her power and your readiness to align with it. For instance, if the goal is healing from a specific trauma, you might address her as a guide and ally in the journey of recovery, asking her to help you reclaim the strength that may feel lost or dormant. If the petition is focused on advocating for justice, express your dedication to the cause, asking for her support in seeing the fight through.

When writing the petition, it's helpful to focus on both the outcome you desire and the qualities you wish to embody. Inanna values sincerity and dedication, so your words should reflect a genuine commitment to the process, whether it's personal healing or activism. Gratitude can also be woven into the petition, acknowledging the empowerment she brings into your life even before the manifestation of the results. This is particularly potent in petitions related to empowerment, as it reinforces a sense of faith in her presence and support. Keeping the language assertive and direct signals to Inanna that you are ready to work with her energy, not just to seek protection, but to actively embody the qualities of resilience, courage, and empowerment she represents.

In terms of color and candles, deep red and dark purple are ideal for connecting with Inanna in her aspect as the Protector of Women. The deep red signifies strength, courage, and the fierceness needed to reclaim personal power, while dark purple connects to spiritual authority and sovereignty. Lighting a deep red candle in her honor creates a powerful visual representation of your intent, inviting her energy to fuel your inner strength and resilience. A dark purple candle can be used alongside it to draw in her guidance on matters of justice and equality, representing the higher purpose behind personal empowerment and healing.

For incense, myrrh or frankincense serve as grounding scents that provide a sense of protection and sacredness. Myrrh, in particular, is associated with both healing and spiritual protection, making it an excellent choice when calling upon Inanna for support in reclaiming one's strength. Frankincense

elevates the space, creating an atmosphere of dignity and respect for the journey of empowerment. These scents help create an environment that supports focus, allowing you to center your intentions and connect deeply with Inanna's protective energy.

Offerings for this aspect of Inanna can include items symbolizing resilience and healing. Small stones, particularly those associated with protection like obsidian or hematite, can serve as symbols of strength. Placing these on the altar acknowledges her role in fortifying one's spirit, honoring her as a guide in times of adversity. A small vial of water can represent clarity and emotional healing, while red or purple flowers symbolize her protective and empowering influence. Honey can also be a meaningful offering, representing the sweetness of life reclaimed and the richness of self-worth that comes with empowerment.

## **Ritual To Advocate for Justice and Equality in Feminist Causes**

This ritual serves to amplify your voice and actions, bringing clarity and strength to the fight for justice. Inanna's energy can support and guide your efforts, helping you stand firm in the face of adversity and maintain clarity in your cause. Her presence brings a potent force that can fortify your determination to fight for what's right.

### **Items Needed:**

- **Candles:**

- Deep red (for strength, courage, and resilience)
- Dark purple (for spiritual authority and justice)

- **Ritual Candle: Deep red, placed at the center of your altar.**

- **Symbol for Inanna: An eight-pointed star or a sigil representing her protective aspect.**

- **Incense:** Myrrh or frankincense to ground the space and invite sacred protection.
- **Your Petition:** A written request for strength and guidance in advocating for justice and equality.
- **Offering Bowl:** For offerings to Inanna.
- **Offerings:** Small stones such as obsidian (for protection and grounding), a vial of water (for clarity), and honey (for the sweetness of success in your efforts).

### **Ritual Steps:**

#### **1. Light the Incense**

Begin by lighting the myrrh or frankincense incense, allowing its grounding and protective scent to fill the room. Focus on your intention to advocate for justice, inviting Inanna's presence to support your cause.

#### **2. Light the Candles (Except for the Ritual Candle)**

Light the deep red and dark purple candles. The red represents strength and resilience, while the purple symbolizes justice, empowerment, and spiritual authority. Let these candles establish a space that honors the spirit of equality and justice.

#### **3. Lights Off**

Turn off any artificial lights, allowing the candlelight to create a focused and sacred atmosphere, enhancing your connection to Inanna.

#### **4. Cast the Circle**

Visualize a circle of energy forming around you, offering protection and amplifying your intention. This circle provides a container for your energy, focused on justice, equality, and resilience.

## **5. Work Banishing if Needed**

Take a moment to release any fears or hesitations that may undermine your advocacy. Visualize these dissolving away, leaving you clear-headed and strong in your mission for justice.

## **6. Meditate on the Outcome—Strong Visualization**

Close your eyes and imagine yourself actively advocating for justice and equality. Picture yourself speaking with conviction, drawing attention to your cause, or standing firm in the face of opposition. Visualize Inanna beside you, her presence strengthening your voice and supporting your resolve. Imagine your efforts creating a ripple effect, inspiring others and bringing about real change.

## **7. Summon Spirit**

Hold Inanna's symbol or sigil in your hands and speak the invocation:

### **Invocation**

*Great Inanna, Protector of Women,*

*I call upon your strength and guidance.*

*Help me advocate for justice and equality,*

*Support my voice and actions with your power.*

*Thank you, Inanna, for your protection.*

*So mote it be.*

## **8. Read Your Petition**

Take your written petition and read it aloud, focusing on your intention to advocate for justice and equality. For example:

***“Inanna, I seek your guidance to strengthen my voice in the fight for justice. May your energy support my work, amplifying my actions and bringing clarity to my cause.”***

Place the petition beneath Inanna’s symbol on the altar.

## **9. Visualize the Outcome Again**

Close your eyes once more, focusing on the strength and clarity of your mission. See yourself empowered, your voice amplified by Inanna’s presence, creating positive change. Feel her energy infusing your efforts with resilience, courage, and the determination to achieve equality.

## **10. Light Ritual Candle**

Hold the ritual candle, and say:

***“Inanna, please bless this candle to bring about my desire(s)”***

Light the candle now.

## **11. Give Offering**

Place the stones, water, and honey in the offering bowl. As you make the offering, say:

***“Inanna, Protector of Women, I offer these gifts in gratitude for the strength you bring. May your power continue to guide my actions as I advocate for justice and equality.”***

## **12. Thank the Spirit and Close Ritual**

Thank Inanna for her presence and guidance:

***“Great Inanna, I thank you for the support and protection you have provided. May your blessings continue as I carry this work forward. So mote it be.”***

Allow the ritual candle and other candles to burn down naturally, focusing on the energy of advocacy and resilience as they do.

### **13. After 24 Hours**

The next day, take the contents of the offering bowl and place them in a natural space, such as under a tree or in a garden, as a final act of gratitude and completion of the ritual.

This ritual channels Inanna's strength to help you advocate for justice and equality. By connecting with her energy, you align your actions and voice with her powerful protective force, reinforcing your dedication to a world of fairness, empowerment, and respect for all.

## **Ritual For Reclaiming Personal Power and Confidence**

This ritual is designed for those who feel they have lost touch with their confidence and personal power, whether due to life's challenges, trauma, or difficult experiences. With Inanna's guidance, you will reconnect with your inner resilience and find the courage to stand firm in your true self.

### **Items Needed:**

- **Candles:**

- Deep red (for strength and courage)
- Dark purple (for sovereignty and personal authority)

- **Ritual Candle: Deep red, placed at the center of your altar.**

- **Symbol for Inanna: An eight-pointed star or a sigil representing her protective aspect.**

- **Incense: Myrrh or sandalwood for grounding and empowerment.**

- **Your Petition: A written request for guidance in reclaiming your personal power and confidence.**

- **Offering Bowl: For offerings to Inanna.**
- **Offerings: Small stones like hematite or obsidian (for grounding and protection), a piece of red fabric or string (symbolizing strength), and a small amount of honey (for sweetness and self-nurturing).**

## **Ritual Steps:**

### **1. Light the Incense**

Light the myrrh or sandalwood incense, letting the scent anchor you in the present moment. Focus on inviting Inanna's presence to support your journey of reclaiming personal power.

### **2. Light the Candles (Except for the Ritual Candle)**

Light the deep red and dark purple candles. The deep red represents courage and personal strength, while the dark purple symbolizes sovereignty and self-empowerment. Allow these candles to create an atmosphere that honors your journey toward self-reclamation.

### **3. Lights Off**

Turn off any artificial lights, allowing the candlelight to cast a soft glow that centers you in your intention.

### **4. Cast the Circle**

Visualize a circle of protective energy forming around you, creating a safe and sacred space for reclaiming your confidence. This circle will hold your intentions as you work with Inanna's empowering energy.

### **5. Work Banishing if Needed**

Take a moment to release any doubts, insecurities, or past experiences that may have undermined your confidence. Visualize these dissipating, freeing you to connect fully with your inner strength.

## **6. Meditate on the Outcome—Strong Visualization**

Close your eyes and imagine yourself standing strong, radiating confidence and personal power. Picture yourself grounded and resilient, with a clear sense of self-worth. Visualize Inanna beside you, supporting and reinforcing your inner strength. Feel her energy filling you with courage and empowerment, restoring your confidence.

## **7. Summon Spirit**

Hold Inanna's symbol or sigil in your hands and speak the invocation:

### **Invocation**

*Great Inanna, Protector of Women,*

*I call upon your strength and presence.*

*Help me reclaim my power and confidence,*

*Guide me to stand firm in my true self.*

*Thank you, Inanna, for your empowerment.*

*So mote it be.*

## **8. Read Your Petition**

Take your written petition and read it aloud, clearly stating your request for guidance in reclaiming personal power. For example:

*“Inanna, I seek your guidance to help me reconnect with my inner strength and confidence. May your empowering energy fill me with resilience and courage, restoring my sense of self-worth.”*

Place the petition beneath Inanna's symbol on the altar.

## **9. Visualize the Outcome Again**

Close your eyes once more and envision yourself embodying confidence and personal power. See yourself grounded, self-assured, and aligned with your true self. Imagine Inanna's energy flowing through you, amplifying your courage and empowering you to move forward with confidence.

### **10. Light Ritual Candle**

Hold the ritual candle, and say:

***“Inanna, please bless this candle to bring about my desire(s)”***

Light the candle now.

### **11. Give Offering**

Place the stones, red fabric or string, and honey in the offering bowl. As you give the offering, say:

***“Inanna, Protector of Women, I offer these gifts in gratitude for the strength and confidence you bring. May your energy support my journey as I reclaim my power and self-worth.”***

### **12. Thank the Spirit and Close Ritual**

Thank Inanna for her presence and empowerment:

***“Great Inanna, I thank you for the strength and confidence you have restored in me. May your blessings remain with me as I embrace my true self. So mote it be.”***

Allow the ritual candle and other candles to burn down naturally, focusing on the energy of personal empowerment and confidence as they do.

### **13. After 24 Hours**

The next day, take the contents of the offering bowl and place them in a natural space, such as under a tree or in a garden, as a final gesture of gratitude and completion of the ritual.

This ritual with Inanna is a powerful way to reclaim your personal power and confidence. By aligning with her energy, you invite her to help you stand firm in your self-worth, embrace resilience, and carry forward with renewed strength and courage.

## **Ritual For Healing Emotional or Physical Trauma**

This is designed for those who seek healing from deep emotional or physical trauma. Inanna's presence offers comfort, strength, and a safe space to release pain and restore your inner balance. She provides the energy needed to reclaim wholeness and peace.

### **Items Needed:**

- **Candles:**

- Soft blue (for emotional healing and peace)
- Dark purple (for protection and inner strength)

- **Ritual Candle: Soft blue, placed at the center of your altar.**

- **Symbol for Inanna: An eight-pointed star or a sigil representing her protective and healing aspect.**

- **Incense: Lavender or sandalwood to promote calmness and healing.**

- **Your Petition: A written request for healing, specifically addressing the trauma you seek to overcome.**

- **Offering Bowl: For offerings to Inanna.**

- **Offerings: Small stones like amethyst (for emotional balance and protection), rose petals (for self-love and compassion), and honey (to bring comfort and peace).**

### **Ritual Steps:**

## **1. Light the Incense**

Light the lavender or sandalwood incense, allowing its soothing scent to fill the space. Focus on creating an atmosphere of calm, inviting Inanna's presence for protection and healing.

## **2. Light the Candles (Except for the Ritual Candle)**

Light the soft blue and dark purple candles. The soft blue represents peace and emotional healing, while the dark purple symbolizes protection and inner strength. Let the candlelight create a comforting space for healing.

## **3. Lights Off**

Turn off any artificial lights, letting the candlelight surround you with a soft glow that centers your focus and brings calmness.

## **4. Cast the Circle**

Visualize a circle of protective energy forming around you, creating a safe and sacred space for healing. This circle will contain your intentions, allowing you to work through trauma in a protected environment.

## **5. Work Banishing if Needed**

Take a moment to release any lingering fears or resistance to the healing process. Visualize these gently dissolving, leaving you open to receive Inanna's comforting and nurturing energy.

## **6. Meditate on the Outcome—Strong Visualization**

Close your eyes and imagine yourself surrounded by a soothing, protective energy. Visualize any pain or trauma beginning to lift, replaced by a deep sense of peace and wholeness. Picture Inanna beside you, her presence calming and strengthening you. Feel her energy surrounding you, providing comfort as you release past hurt and embrace healing.

## **7. Summon Spirit**

Hold Inanna's symbol or sigil in your hands and speak the invocation:

### **Invocation**

*Great Inanna, Protector of Women,*

*I call upon your strength and compassion.*

*Guide me in healing this pain within,*

*Bring peace, resilience, and release.*

*Thank you, Inanna, for your comfort.*

*So mote it be.*

### **8. Read Your Petition**

Take your written petition and read it aloud, focusing on your desire for healing and peace. For example:

*“Inanna, I seek your guidance and support to heal from this pain. May your comforting energy help me release the past and restore peace within myself.”*

Place the petition beneath Inanna's symbol on the altar.

### **9. Visualize the Outcome Again**

Close your eyes once more, focusing on the sensation of healing and release. Visualize yourself letting go of pain and trauma, feeling lighter and more at peace. Imagine Inanna's nurturing energy filling you with love, resilience, and the courage to move forward.

### **10. Give Offering**

Place the amethyst, rose petals, and honey in the offering bowl. As you make the offering, say:

*“Inanna, Protector and Healer, I offer these gifts in gratitude for the peace and strength you bring. May your energy continue to support my journey of healing and renewal.”*

### **11. Thank the Spirit and Close Ritual**

Thank Inanna for her presence and the comfort she has provided:

*“Great Inanna, I thank you for the healing and peace you have brought. May your blessings remain with me as I continue to heal. So mote it be.”*

Allow the ritual candle and other candles to burn down naturally, focusing on the energy of healing and resilience as they do.

### **12. After 24 Hours**

The next day, take the contents of the offering bowl and place them in a natural space, such as under a tree or in a garden, as a final gesture of gratitude and completion of the ritual.

This ritual provides a safe and comforting space for healing, allowing you to release trauma and restore inner peace. Through her guidance, you gain resilience, strength, and the nurturing support needed to embrace a path of recovery and renewal.

# Chapter 12

## Goddess of Justice

The final aspect we'll look at is Inanna's aspect as Goddess of Justice, and her commitment to truth, fairness, and the balancing of life's scales. From the earliest Sumerian myths, Inanna has been portrayed as a deity unafraid to confront injustice, ensuring that each individual receives what is deserved. In her aspect as the Goddess of Justice, Inanna brings equilibrium where disorder reigns, a force that seeks truth and rectifies wrongs. Unlike other deities who may conceptualize justice from a detached, almost impartial point of view, Inanna's approach to justice is grounded in active participation, emphasizing action and direct involvement. She is actively engaged in the pursuit of justice, not merely considering it from a theoretical standpoint.

Inanna's mythological journey reveals this focus on justice and balance. In the myths, she confronts and challenges those who seek to deceive or exploit others. In her descent into the underworld, she faced trial and punishment, a process she endured but ultimately overcame, emerging wiser and stronger. This transformative journey teaches us that justice is not just about retribution but about restoration and balance, a way of setting things right. Her demands for fairness often appear in the oldest texts, where she ensures that laws and social contracts are upheld, reinforcing that justice is the backbone of any thriving community. Inanna's commitment to justice resonates across her stories, as she ensures that wrongdoers face consequences, while the wronged find solace.

Invoking Inanna's justice aspect can be powerful when dealing with legal disputes, conflicts in personal or professional relationships, or situations where truth and fairness must prevail. Her influence supports not just the resolution of disputes, but a restoration of balance that ensures lasting peace. For those who feel wronged, misrepresented, or unfairly judged, Inanna's energy provides strength to stand firm, reveal truth, and demand fairness. Her presence brings clarity, helping to remove the fog of deception and confusion that often surrounds conflicts. She guides her followers to

seek solutions grounded in equity and integrity, rather than in anger or retribution. In situations that seem hopeless or tangled, Inanna's energy helps to cut through the complexity, allowing justice to emerge.

When calling on Inanna's justice aspect, you can focus on her qualities as a fierce yet fair goddess who champions the truth and protects the innocent. In personal disputes, her guidance can help you see all sides clearly, balancing your own perspective with those of others involved. Her approach encourages understanding while remaining resolute in her adherence to core principles, guaranteeing the triumph of fairness without needless harm. When the stakes are high, like in a courtroom, her influence enhances the clarity of the situation, bringing all the crucial details to the forefront and ensuring the truth shines through without being overshadowed. When you call upon Inanna in these situations, you are not only seeking her protective influence, but also tapping into her deep sense of justice and her unwavering commitment to ensuring that right prevails.

The act of writing a petition to Inanna for justice demands a concentrated and purposeful effort. When writing this type of petition, it's essential to express your desire for a fair and balanced outcome, emphasizing clarity and truth rather than any feelings of revenge or anger. Begin by acknowledging Inanna's strength in this realm, expressing respect for her role as a protector of fairness and balance. Describe the situation briefly and clearly, without excess emotion, focusing instead on the facts. If you are asking for guidance in a legal matter, state your commitment to presenting your case honestly and openly, inviting her to help you seek a just outcome. When requesting her support in personal disputes or conflicts, emphasize your desire for balance and understanding, acknowledging that true justice must reflect fairness for all involved.

Your petition will be more powerful if it includes a clear and compelling statement of your own dedication to the cause of fairness. Since Inanna responds to those seeking justice with integrity, be sure to clearly convey your sincerity and genuine approach to this matter. One possible approach, for example, is to avoid asking for a specific conclusion and instead present the petition as a request for the truth to come to light and for balance to be restored. This action aligns with Inanna's values of fairness, indicating that

you trust her judgment and accept her guidance. To ensure clarity and effectiveness in your writing, it's essential to use language that is precise and grounded in reality. During the ritual, place your petition beneath her symbol or a candle that is dedicated to her, allowing it to be the central focus of your intentions. The exception to this is in a civil case where damages will be awarded, then it's allowed to ask for an amount. Although it's best practice to be vague on this as well, so you won't be limiting Inanna's magik.

For this aspect, certain colors, candles, and offerings can enhance the energy of fairness and truth. Deep blue and dark purple are ideal for this work, symbolizing justice, clarity, and wisdom. Blue resonates with calmness and truth, supporting clear communication and level-headedness, while dark purple reinforces protection and spiritual authority. Lighting a deep blue candle helps set the tone for clear thinking and balanced emotions, while dark purple amplifies the power of truth, ensuring that hidden facts or motives come to light.

Frankincense or sandalwood incense is ideal for working with Inanna in this aspect, as both of these have strong associations with wisdom, clarity, and divine guidance. Frankincense, in particular, has long been used for justice and legal matters, providing a grounding effect that helps you focus on the facts. Sandalwood's energy encourages patience and discernment, qualities essential for seeking justice in a balanced way. These scents create a sacred space that sharpens your intention, allowing you to connect deeply with Inanna's energy as you seek her guidance in matters of justice.

Offerings for this aspect of Inanna can include items symbolizing truth and integrity. A feather can represent the lightness of truth, reinforcing the idea that justice should not carry the weight of anger or malice. A small bowl of salt or clear quartz crystals can also be powerful offerings, symbolizing purity, clarity, and the cleansing of hidden truths. Coins can be offered as well, symbolizing fairness in dealings, whether financial, personal, or legal. Placing these offerings on the altar shows your respect for her principles and strengthens the connection between your intentions and her protective energy.

## **Ritual For Justice in Legal Disputes**

This ritual is designed for those engaged in legal disputes, seeking a just and fair resolution. With Inanna's guidance, you bring clarity and balance into the situation, allowing truth to emerge and ensuring that all sides are seen and heard.

Make sure you word your petition carefully. I did a working for a client, asking that she prevailed in her suit against a company that harmed her. Yes, she absolutely won her case, but - since she did not ask, and I did not put into the petition the phrase "awarded all damages", and the judge didn't award all her requested damages! So, just be forewarned.

### **Items Needed:**

- **Candles:**

- Deep blue (for clarity and truth)
- Dark purple (for protection and spiritual authority)

- **Ritual Candle: Deep blue, placed at the center of your altar.**

- **Symbol for Inanna: An eight-pointed star or a sigil representing her aspect as the Goddess of Justice.**

- **Incense: Frankincense or sandalwood to enhance focus, clarity, and sacred intention.**

- **Your Petition: A written request for justice, fairness, and clarity in your legal matter.**

- **Offering Bowl: For offerings to Inanna.**

- **Offerings: Coins (symbolizing fairness and legal matters), a feather (representing truth), and a small bowl of salt (for purity and transparency).**

## **Ritual Steps:**

### **1. Light the Incense**

Begin by lighting the frankincense or sandalwood incense, allowing the scent to create a focused and grounded environment. As the aroma fills the room, focus on your desire for truth, balance, and justice in your legal matter.

### **2. Light the Candles (Except for the Ritual Candle)**

Light the deep blue and dark purple candles. The blue represents clarity and truth, while the purple symbolizes protection and spiritual authority. Let the candles' light reinforce your intention for a just and fair outcome.

### **3. Lights Off**

Turn off any artificial lights, allowing the candlelight to create a serene, sacred atmosphere that deepens your connection to Inanna.

### **4. Cast the Circle**

Visualize a circle of protective energy forming around you, creating a safe space for this work. This circle contains and amplifies your intention, aligning your energy with Inanna's guidance and strength.

### **5. Work Banishing if Needed**

Take a moment to release any fears, anxieties, or frustrations regarding the legal matter. Visualize these dissolving away, leaving you focused solely on the goal of justice and truth.

### **6. Meditate on the Outcome—Strong Visualization**

Close your eyes and visualize a fair and balanced outcome in your legal dispute. Imagine all facts being presented clearly, with every perspective respected. Picture Inanna standing by your side, lending her energy to

ensure truth and fairness are upheld. Feel her presence guiding the process toward a resolution that honors justice.

## **7. Summon Spirit**

Hold Inanna's symbol or sigil in your hands and speak the invocation:

### **Invocation**

*Great Inanna, Goddess of Justice,*

*I call upon your wisdom and fairness.*

*Guide this matter to a balanced outcome,*

*Let truth and clarity lead the way.*

*Thank you, Inanna, for your guidance.*

*So mote it be.*

## **8. Read Your Petition**

Take your written petition and read it aloud, clearly stating your request for justice in the legal matter. For example:

*“Inanna, I seek your guidance and support in this legal dispute. May truth be revealed, balance restored, and justice prevail.”*

Place the petition beneath Inanna's symbol on the altar.

## **9. Visualize the Outcome Again**

Close your eyes once more, focusing on a fair and balanced resolution. Picture all voices being heard, all evidence being seen, and the outcome honoring truth and justice. Imagine Inanna's presence lending strength and clarity, guiding this matter toward a resolution rooted in fairness.

## **10. Light Ritual Candle**

Hold the ritual candle, and say:

***“Inanna, please bless this candle to bring about my desire(s)”***

Light the candle now.

### **11. Give Offering**

Place the coins, feather, and salt in the offering bowl. As you make the offering, say:

***“Inanna, Goddess of Justice, I offer these gifts in gratitude for the fairness you bring. May your wisdom and balance guide this dispute to a just resolution.”***

### **12. Thank the Spirit and Close Ritual**

Thank Inanna for her presence and guidance:

***“Great Inanna, I thank you for the clarity and balance you bring. May your blessings continue as I seek a just outcome. So mote it be.”***

Allow the ritual candle and other candles to burn down naturally, focusing on the energy of justice and fairness as they do.

### **13. After 24 Hours**

The next day, take the contents of the offering bowl and place them in a natural space, such as under a tree or in a garden, as a final gesture of gratitude and completion of the ritual.

This ritual aligns you with her strength and wisdom, supporting a fair and balanced resolution in legal matters. Through her guidance, you are empowered to seek truth and integrity, trusting in her ability to bring clarity and fairness to your case.

Know this, this will work. Just make sure to learn from my omission, and specify any awarded damages.

## **Ritual To Restore Fairness in Personal or Professional Conflicts**

This ritual is designed for those seeking to restore fairness and balance in situations of disagreement or conflict, whether in personal relationships or professional environments. With Inanna's guidance, you can find clarity, fairness, and a peaceful resolution.

### **Items Needed:**

- **Candles:**

- Deep blue (for clarity, communication, and fairness)

- Dark purple (for protection and justice)

- **Ritual Candle: Deep blue, placed at the center of your altar.**

- **Symbol for Inanna: An eight-pointed star or a sigil representing her aspect as the Goddess of Justice.**

- **Incense: Frankincense or sandalwood for peace, grounding, and clarity.**

- **Your Petition: A written request for fairness, clarity, and resolution in the conflict.**

- **Offering Bowl: For offerings to Inanna.**

- **Offerings: Small stones like clear quartz (for clarity), a feather (for fairness), and a few coins (representing balanced exchanges and respect). I personally use dark wine for offerings, but that's just me (I go through a lot of wine for someone who doesn't drink wine).**

### **Ritual Steps:**

#### **1. Light the Incense**

Begin by lighting the frankincense or sandalwood incense. Let the aroma fill the room, creating a calm, focused space. Focus on your desire for fairness and peace to be restored in the conflict.

## **2. Light the Candles (Except for the Ritual Candle)**

Light the deep blue and dark purple candles. The blue promotes clarity and open communication, while the purple represents justice and protection. Let the candlelight reinforce your intentions for balance and fairness.

## **3. Lights Off**

Turn off any artificial lights, allowing the candlelight to enhance the sacredness and focus of the space, bringing a sense of calm to the ritual.

## **4. Cast the Circle**

Visualize a circle of protective energy forming around you, creating a safe space for your intentions. This circle will amplify your focus and intentions as you call upon Inanna for guidance and fairness.

## **5. Work Banishing if Needed**

Take a moment to release any negative emotions—anger, resentment, or frustration—surrounding the conflict. Visualize these emotions dissolving, allowing you to approach the situation with clarity and an open mind.

## **6. Meditate on the Outcome—Strong Visualization**

Close your eyes and imagine the conflict being resolved in a way that honors all parties. Picture open, honest communication, mutual respect, and understanding. Visualize Inanna standing by your side, supporting your commitment to fairness and balance. Feel her energy guiding you, bringing calm and clarity to the situation.

## **7. Summon Spirit**

Hold Inanna's symbol or sigil in your hands and speak the invocation:

## **Invocation**

*Great Inanna, Goddess of Justice,*

*I call upon your wisdom and strength.*

*Help restore fairness to this conflict,*

*Bring clarity, balance, and understanding.*

*Thank you, Inanna, for your guidance.*

*So mote it be.*

## **8. Read Your Petition**

Take your written petition and read it aloud, clearly expressing your desire for a fair and balanced resolution. For example:

*“Inanna, I seek your guidance to restore fairness and clarity to this conflict. May understanding prevail, and may balance be restored for all involved.”*

Place the petition beneath Inanna’s symbol on the altar.

## **9. Visualize the Outcome Again**

Close your eyes once more, focusing on a fair and peaceful resolution. See the individuals involved understanding each other’s perspectives and working toward a harmonious outcome. Feel Inanna’s presence reinforcing the intention of fairness and justice, helping to dissolve negativity and encourage unity.

## **10. Light Ritual Candle**

Hold the ritual candle, and say:

*“Inanna, please bless this candle to bring about my desire(s)”*

Light the candle now.

### **11. Give Offering**

Place the offering in the offering bowl. As you make the offering, say:

*“Inanna, Goddess of Justice, I offer these gifts in gratitude for the clarity and balance you bring. May your energy guide us to fairness and peace in this matter.”*

### **12. Thank the Spirit and Close Ritual**

Thank Inanna for her presence and support:

*“Great Inanna, I thank you for the balance and fairness you have provided. May your blessings remain as we work toward a just resolution. So mote it be.”*

Allow the ritual candle and other candles to burn down naturally, focusing on the intention of fairness, clarity, and resolution as they do.

### **13. After 24 Hours**

The next day, take the contents of the offering bowl and place them in a natural space, such as under a tree or in a garden, as a final act of gratitude and completion of the ritual.

This ritual with Inanna calls forth her energy to restore fairness, promote understanding, and help resolve conflict. By connecting with her, you align yourself with clarity, justice, and a peaceful resolution, ensuring that all involved are heard and respected.

## **Ritual For Balance and Truth to Prevail in Any Situation**

This ritual is intended for situations where truth and fairness need to prevail. Inanna’s energy will help illuminate any hidden aspects, dissolve misunderstandings, and ensure a balanced outcome rooted in honesty and justice.

## **Items Needed:**

- **Candles:**

- Deep blue (for clarity and truth)
- White (for purity and balance)

- **Ritual Candle: Deep blue, placed at the center of your altar.**

- **Symbol for Inanna: An eight-pointed star or a sigil representing her aspect as the Goddess of Justice.**

- **Incense: Frankincense or myrrh for purity, clarity, and grounding.**

- **Your Petition: A written request for truth, balance, and fairness to emerge in the situation.**

- **Offering Bowl: For offerings to Inanna.**

- **Offerings: Clear quartz crystal (for truth and clarity), a feather (for lightness and justice), and a few drops of olive oil (representing harmony and peace). Use one or all three.**

## **Ritual Steps:**

### **1. Light the Incense**

Light the frankincense or myrrh incense, letting the aroma fill the room and create a grounded, clear atmosphere. Focus on inviting Inanna's presence to reveal truth and restore balance.

### **2. Light the Candles (Except for the Ritual Candle)**

Light the deep blue and white candles. The deep blue symbolizes truth and clarity, while the white represents purity and balance. Let these candles establish a calm and focused energy, supporting your goal of justice.

### **3. Lights Off**

Turn off any artificial lights, allowing the candlelight to bring a peaceful, sacred ambiance, deepening your connection with Inanna.

### **4. Cast the Circle**

Visualize a protective circle forming around you, creating a secure and focused space for the ritual. This circle will contain and amplify your intentions as you work with Inanna's energy of justice.

### **5. Work Banishing if Needed**

Take a moment to release any biases, fears, or negative emotions surrounding the situation. Visualize them dissolving, leaving you open to truth and balance.

### **6. Meditate on the Outcome—Strong Visualization**

Close your eyes and imagine the situation unfolding with fairness and truth. Picture all aspects of the situation coming to light, misunderstandings cleared, and balance restored. Visualize Inanna beside you, her presence filling you with peace and certainty, guiding the situation toward a fair and balanced resolution.

### **7. Summon Spirit**

Hold Inanna's symbol or sigil in your hands and speak the invocation:

#### **Invocation**

*Great Inanna, Goddess of Justice,*

*I call upon your wisdom and strength.*

*Bring forth truth and restore balance,*

*Let fairness prevail in this situation.*

*Thank you, Inanna, for your guidance.*

*So mote it be.*

## **8. Read Your Petition**

Take your written petition and read it aloud, focusing on your request for truth and balance to emerge. For example:

*“Inanna, I seek your guidance to bring truth and balance to this situation. May all things hidden come to light, and may fairness prevail.”*

Place the petition beneath Inanna’s symbol on the altar.

## **9. Visualize the Outcome Again**

Close your eyes once more, focusing on the intention of truth and fairness prevailing. See all involved parties understanding one another, and feel the energy of the situation shifting toward peace and balance. Imagine Inanna’s presence lending strength to the resolution, helping to guide it toward harmony.

## **10. Light Ritual Candle**

Hold the ritual candle, and say:

*“Inanna, please bless this candle to bring about my desire(s)”*

Light the candle now.

## **11. Give Offering**

Place the clear quartz, feather, and olive oil in the offering bowl. As you make the offering, say:

*“Inanna, Goddess of Justice, I offer these gifts in gratitude for the balance and clarity you bring. May your energy help restore truth and fairness.”*

## **12. Thank the Spirit and Close Ritual**

Thank Inanna for her presence and guidance:

***“Great Inanna, I thank you for the truth and balance you have brought. May your blessings continue as this situation finds peace. So mote it be.”***

Allow the ritual candle and other candles to burn down naturally, focusing on the energy of truth, fairness, and harmony as they do.

## **13. After 24 Hours**

The next day, take the contents of the offering bowl and place them in a natural space, such as under a tree or in a garden, as a final act of gratitude and completion of the ritual.

This ritual will bring balance and truth into any situation, clearing misunderstandings and ensuring that fairness prevails. By working with Inanna’s energy, you align yourself with the values of integrity, peace, and justice.

# Chapter 13

## Pathworking Inanna

Earlier, I outlined a brief pathworking to Inanna, for shadow working. Here, I present an easy pathworking sequence to Inanna, which can be modified to fit any situation where you need her assistance.

Pathworking, as I have been using it, is simply a series of visuals to place you into the energetic state to be able to meet with Inanna (or any spirit). That's how I do. There will be those who say I'm not doing "actual" pathworking, as it's strictly defined by many groups who work magik. Well, my method works for most everyone, so I'll keep promoting it.

In this chapter, I use a streamlined pathworking approach that simplifies the process, making it accessible and effective even for those new to these techniques. Unlike traditional pathworking methods, which often rely on complex structures and rigid sequences, this approach emphasizes direct connection with spiritual energies and symbols through vivid, personalized visualization. This method focuses on creating a clear mental landscape and allows the practitioner to follow their intuitive sense of guidance rather than memorizing intricate steps or complex frameworks. This intuitive flexibility makes the process feel more natural, providing faster, deeper results and helping you remain fully engaged without distraction.

---

### Basic Pathworking Template to Inanna

My goal with any magik is to make it as simple and as powerful as possible. Use this as a template for your own journeys. Feel free to shift this as needed.

#### 1. Set Your Intention

Begin by clearly stating your purpose for connecting with Inanna. This could be guidance, empowerment, healing, or a specific aspect like her justice or fertility. Take a moment to visualize what you hope to gain from this journey, letting your intention ground you and center your focus.

## **2. Create a Sacred Space**

Find a quiet, undisturbed area and settle into a comfortable position. Light a candle or incense dedicated to Inanna, using colors or scents associated with her (e.g., myrrh or sandalwood for justice or lavender for peace). This will establish a sacred atmosphere and help anchor your focus on her energy. This is optional, as you may not always be in a place where it's easy to light incense or candles.

## **3. Visualize Your Path**

Close your eyes and picture a path appearing before you. This path should reflect Inanna's energy—perhaps a sandy desert road leading to a grand temple, or a starlit pathway under a vast night sky. Take in the details around you, grounding yourself in the sensations of this imagined landscape.

## **4. Approach and Connect with Inanna**

As you walk along the path, visualize a radiant figure or a symbol representing Inanna coming into view. Greet her respectfully, acknowledging her presence and aspect (e.g., Goddess of Justice, Queen of Heaven). Share your purpose or request with her clearly, either mentally or aloud. Read your prepared petition, or simply talk with her.

## **5. Receive Guidance and Insight**

Allow yourself to be receptive to any impressions, emotions, or messages Inanna may convey. This could be through words, symbols, or feelings. Trust whatever comes to you, knowing that each response holds meaning, even if it's subtle. Let the experience unfold naturally, taking in what feels most relevant to your path.

## **6. Return and Reflect**

When ready, thank Inanna for her guidance and say your farewells. Visualize yourself walking back along the path, gradually returning to your physical surroundings. Take a few deep breaths, bringing yourself fully back. Afterward, take a moment to jot down any insights or impressions you received, as they may hold deeper meaning over time.

This template is simple to adjust, whether you wish to focus on a specific aspect of Inanna or deepen your experience by adding symbols or sensory elements. It provides a versatile, intuitive way to work with her energy and receive guidance aligned with your purpose.

### **Offerings and Pathworking**

An offering is suggested, and once the pathworking is completed, place any of the suggested offerings on her symbol, allowing them to stay in place twenty-four hours. Then place them into nature, if it's drink or food, otherwise place the other objects (coins, crystals) away.

Consult the ritual topic for the correct offering. Once you are ready, following this simple ritual to present Inanna the offering.

#### **Items Needed:**

- **Candle:**
  - White
- **Symbol for Inanna: Her Master Sigil**
- **Incense: Any**
- **Offering Bowl**
- **Offering**

#### **Ritual Steps:**

**Light the incense and candles.**

**Summon Inanna**

Hold Inanna's symbol or sigil in your hands and speak the invocation:

**Invocation**

*Great Inanna, Goddess of all*

*I call upon you now to give to you this humble gift of (the offering)*

*Thank you, Inanna, for your guidance.*

*So mote it be.*

The next day, take the contents of the offering bowl and, if it's a food or flower, place them in a natural space, such as under a tree or in a garden. Otherwise, return the object to its normal place. If you are giving crystals, you might think about burying the crystal in the ground to connect it back to the planet.

# Appendix

## Links:

The Everest Trader, <https://www.theeveresttrader.com>

My incense source. ANY of this company's frankincense works well, and can be combined with any of their myrrh offerings and sandalwood.

High Magik Academy <https://highmagikacademy.com>

My online learning site. Short classes and lengthy classes.

My social media links are at <https://davepsychic.com/social-media-links/>

## **Master Supply List for Rituals to Inanna**

### **Candles (Colors and Types)**

- **Deep Blue Candles:** Used for clarity, truth, and divine connection (Justice, Queen of Heaven).
- **Dark Purple Candles:** Represent protection, spiritual authority, and alignment with cosmic energy (Justice, Warrior).
- **White Candles:** Symbolize purity, balance, and spiritual transformation (Queen of Heaven, Justice).
- **Red Candles:** Evoke passion, desire, and empowerment (Love and Sexuality, Protector of Women).
- **Green Candles:** For fertility, prosperity, and growth in business and abundance rituals (Fertility, Wealth and Prosperity).
- **Black Candles:** Represent rebirth, shadow work, and release (Underworld, Transformation).
- **Pink Candles:** Used in love and attraction rituals, enhancing gentleness and connection (Love and Sexuality).

### **Incense and Scents**

- **Frankincense:** Grounding, clarity, divine guidance (Justice, Queen of Heaven).
- **Sandalwood:** Enhances clarity, peace, and spiritual focus (Justice, Queen of Heaven, Fertility).
- **Myrrh:** Associated with purity, spiritual transformation, and grounding (Justice, Underworld).
- **Jasmine:** Enhances love, attraction, and confidence (Love and Sexuality).

- **Rose:** For romance, beauty, and attraction (Love and Sexuality, Protector of Women).
- **Patchouli:** Supports abundance, prosperity, and manifestation (Wealth and Prosperity).
- **Lavender:** Calms and heals, associated with protection and balance (Protector of Women, Transformation).

### **Offerings and Ritual Objects**

- **Feather:** Represents lightness, truth, and fairness (Justice).
- **Coins:** Symbolize balanced exchange, fairness in dealings, prosperity (Wealth and Prosperity, Justice).
- **Clear Quartz Crystals:** Used for purity, clarity, amplifying energy (Justice, Queen of Heaven).
- **Rose Quartz:** Associated with love, emotional healing, and attraction (Love and Sexuality).
- **Small Bowl of Salt:** Purity, protection, cleansing (Justice, Queen of Heaven).
- **Olive Oil:** For harmony, peace, and prosperity offerings (Wealth and Prosperity, Justice).
- **Wine or Honey:** Traditional offerings of abundance, luxury, and sweetness for Inanna (Wealth and Prosperity, Fertility).
- **Pomegranate Seeds or Fruit:** Symbolize fertility, life cycles, and transformation (Fertility, Underworld).

### **Symbols and Tools for Rituals**

- **Symbol of Inanna:** An eight-pointed star or custom sigils for each aspect.

- **Petitions:** Plain or magik paper, crafted with intent specific to the ritual focus.
- **Offering Bowl:** For holding offerings like crystals, coins, and other items during rituals.
- **Personal Items:** For rituals focusing on specific individuals (optional).
- **Journal:** For recording insights, messages, and experiences post-ritual.

### **Optional Elements for Atmosphere**

- **Altar Cloth in Corresponding Colors:** Enhances connection to the intended aspect.
- **Natural Elements:** Stones, branches, or leaves associated with rebirth and transformation (Underworld, Transformation).
- **Mirror or Reflective Object:** Used in shadow work or transformation rituals to encourage self-reflection (Transformation, Underworld).

This complete list covers the essential items for all the rituals, giving you everything needed to prepare a versatile and meaningful space dedicated to Inanna's energies across her different aspects. Each item can be sourced or customized as desired, allowing flexibility and personalization in practice.

## **Casting The Circle**

With my type of magick, a circle is used less for protection, and more for opening up a channel through which you make contact with the energy of the universe and the particular god you wish to summon.

If you work in an area known for negativity, or you have a temporary space, this circle will also allow you to sanctify the space and eject any negative energies.

If this is the case, and you are just beginning, I then suggest using the banishing ritual while casting your circle. I'll cover both in this chapter.

Make sure you have space to walk all around your table/altar.

Get the incense going, and all ritual candles are lit (save the one candle for your desire).

Make sure to mark the directions, as you start with facing north in this method and then walk CLOCK-wise around your altar.

As you walk, aim the athame, crystal point or a finger. At the ground, defining the circle.

Imagine golden light, like a laser or liquid sunlight, shooting out of the pointing device, and leaving a visible trail in the floor.

When you get to the starting point, stop and face north.

In my mind, I will see the circle of light on the floor expand and flow upwards, creating a cylinder which goes up into the space above you, creating a pillar of energy. Make sure to see this fully in your mind.

Say: "I have now cast this circle. I now banish all non-positive energies from this space!"

Sweep in a circle and, when facing WEST, act as if you are tossing away the negative energies.

When finished in Ritual, I simply say "This ritual is over. The circle may now dissolve"

To this, I will sometimes add the following to purify my space;

Be silent and see the gold light expanding around you, out-wards to the edges of the circle you just cast.

It fills the entire space with bright, golden light.

Say:

***I purify my BODY of all sickness, disease, illness, and toxins.***

***May it be healthy and strong, healed and whole - a proper temple for the expression of my spirit!***

***I purify my MIND of all stray thoughts, so that it may be as crisp and clear as a mountain zephyr.***

***May it be receptive to divine guidance, and learn to discern truth from lie. May it be insightful, inspired, and motivated!***

***I purify my WILL. May it remain strong and steadfast when it has set upon the path of the greater good.***

***May it never waver, but give me the courage to fulfill my destiny to the best of my capabilities and the fullest of my potential!***

***I purify my EMOTIONS. May they flow as as freely as a rushing woodland stream.***

***May they never stagnate, but express themselves in constructive ways. Help me in matters of joy and intuition***

---

Another method, which uses a summoning of beings from each direction, and this particular circle casting is widely used by people who following the Wiccan way of ritual.

1. Place four (4) makers to represent north, south, east and west. (These can be anything, even pencils for the witch in hiding.)
2. Stand in the center of the circle and say:

I cast this circle to enhance my energies and to protect me from all harm. I cast this circle and only the most balanced and positive energies may enter.

3. Now we call upon the elements:

I call upon the guardians and the watchtowers of the north/east/south/west elements of earth/air/fire/water. Guard and guide me. Hail and welcome.

4. Now call on the Lord and Lady by saying:

I call upon the Lord and Lady and the Great Spirit to lend their energies and protect me.

5. When done say:

My work is done, Thank you elements of earth, air, fire and water; Great Spirit and Lord and Lady, may my magic disperse into the universe and may my circle end.

That's pretty much it for casting your circle. Don't get too caught up in what needs to be said, as long as you hold your intent on the task at hand and establishing a channel of communication for your work.

Copy this down by hand so you can have it handy when in your space for a ritual.

## **Sigils**

PDF copies of these sigils are on my website at:

<https://davepsychic.com/inanna-sigils/>


Instructions for activating these sigils is included in the PDF file.

All sigils were hand drawn and scanned. All sigils © David Thompson

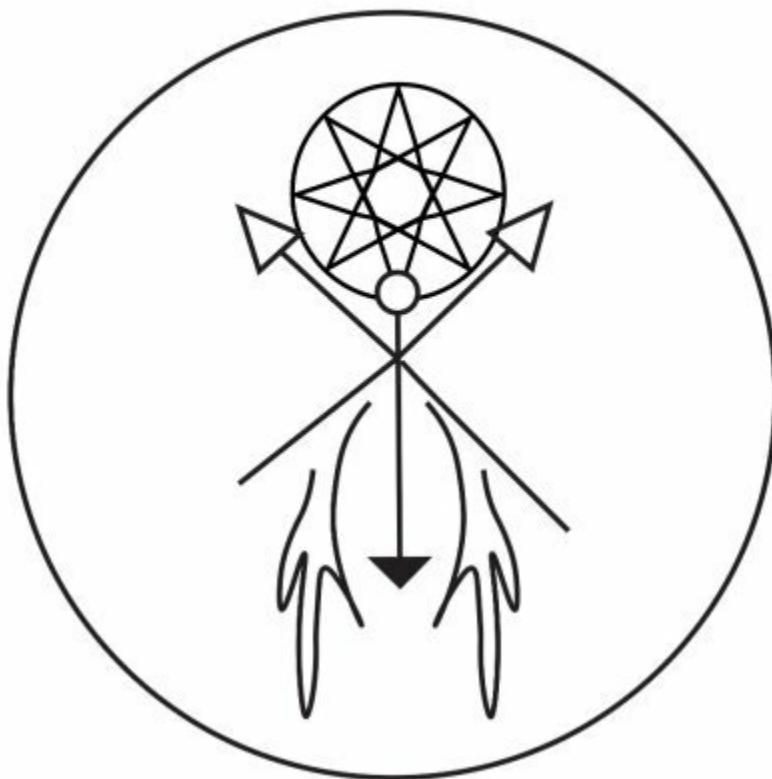
# Inanna Master Sigil




# Love and Sexuality




Warrior Goddess



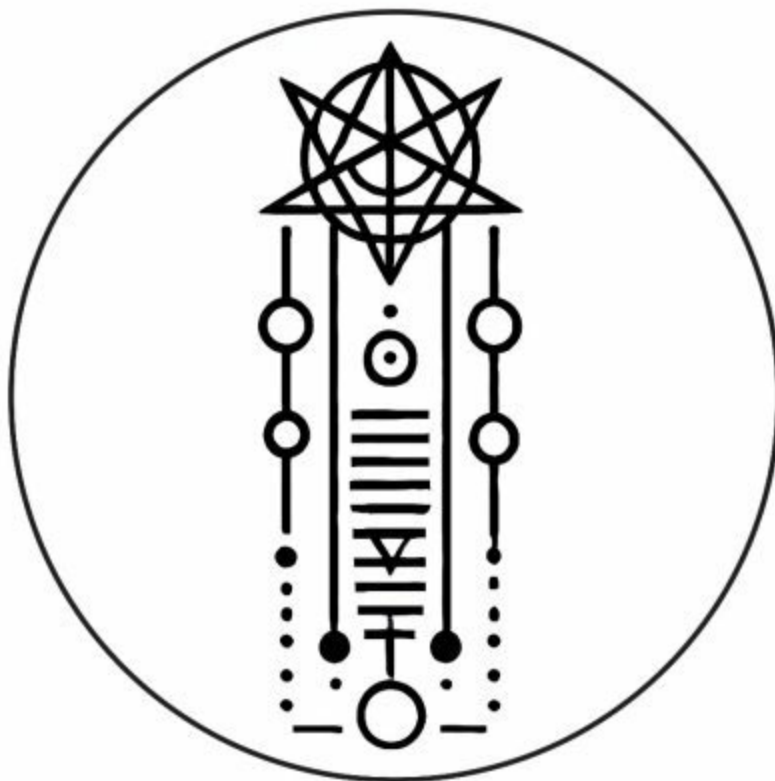
Queen of Heaven




Transformation



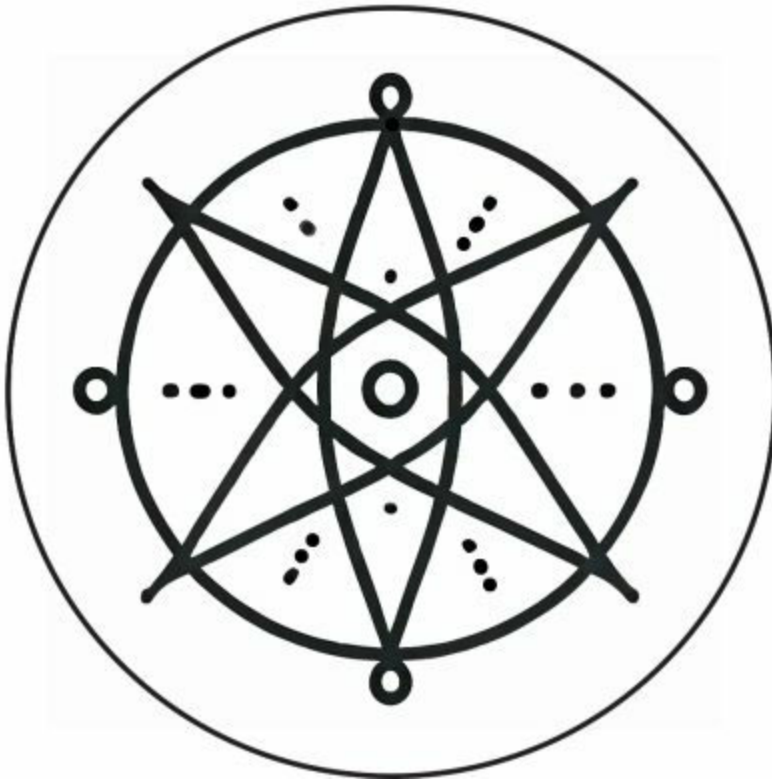
Goddess of the Underworld




Wealth & Prosperity



Protector



Goddess of Justice



## About The Author

Dave is an author of adult fantasy (The Furies series) as well as author of occult books about magick.

He began working ritual magik back in the 1970s. He took a brief break, then used the power of this magik to create a photography career which took him to Los Angeles and work as a photographer for multiple magazines.

Dave has studied magik in all forms, and in 2018, released a three-part magik instruction course in High Magick. Thousands of students have benefited from David's unique teaching style, making ceremonial magik accessible to everyone.

Dave also has a series on Grecian Magick, exploring the aspects of ceremonial magik with the gods and goddesses of ancient Greece.

Magik Books by David Thompson

Available as EPUB, Paperback and Hardcover (\*)

High Magick Series

- High Magick 101
- Daemons of High Magick
- Daemons and the Law of Attraction\*
- Magick of Astaroth\*
- Hidden in Plain Sight
- Lilith: Goddess of Darkness and Light\*
- Daemons of Fortune\*

- Asmodeus King of Daemons\*
- Goddesses of High Magick
- Protection Magik
- The Diviner's Handbook
- The Magik of Lucifer\*
- The Magik of Freya and Frigg
- The Magik of Sorath
- Goddesses of Vengeance
- Magik of Genius Spirits
- Power of Pathworking

#### Grecian Magick Series

- Magick of Apollo
- Magick of Hermes
- Magick of Aphrodite
- Magick of Fortuna\*
- Greco-Roman Wealth Magick\*
- Magick of the Sirens/Magick of the Muses
- Hermes and the Akashic Records

#### Magik for Everyone Series

- Candle Magik for Everyone

- Magik of Love & Lust

Fiction Novels by David Thompson

- The Furies Series
- Angels of Vengeance
- Descent into Tartarus
- Furies: Beginnings
- Brianna: Making of a Fury

To connect with Dave, you can check his website at  
<https://davepsychic.com>

Social media links are at <https://davepsychic.com/social-media-links/>

## Don't miss out!

Click the button below and you can sign up to receive emails whenever David Thompson publishes a new book. There's no charge and no obligation.

<https://books2read.com/r/B-I-XQZF-FENIE>

**Sign Me Up!**

<https://books2read.com/r/B-I-XQZF-FENIE>

BOOKS  READ

Connecting independent readers to independent writers.

Also by David Thompson

**Grecian Magick**

[The Magick of Fortuna](#)

[The Magick of the Sirens and Magick of the Muses](#)

[Hermes and the Akashic Records](#)

**High Magick**

[Daemons and the Law of Attraction](#)

[The Magick of Astaroth](#)

[Lilith Goddess of Darkness and Light](#)

[Daemons of Fortune](#)

[Goddesses of High Magik](#)

[Magik of Lucifer](#)

[The Diviners Handbook](#)

[The Magik of Freya and Frigg](#)

[Magik of Satan](#)

[Magik of Sorath](#)

[Goddesses of Vengeance](#)

[The Magik of Genius Spirits](#)

[Power of Pathworking](#)

[Asmodeus, King of Daemons](#)

[Protection Magik](#)

**Sumerian Magik**

Magik of Inanna (Coming Soon)

Watch for more at David Thompson's site.



## **About the Author**

Writer since he was 8, worked in journalism during High School and College. He sold his first story at age 19 to a magazine in Texas.

An accomplished photographer and writer, his screenplays have won awards and as a film maker, he strives for the highest standards.

David wrote and directed the Furies Proof of Concept short, which premiered in the Big Easy International Film & Music Festival in New Orleans then in Europe at The Festival de Cannes.

The FURIES Book Series is based on one of Dave's screenplays.

Read more at [David Thompson's site](#).